


# LANGLADE COUNTY FAIR

2016-2017 FAIRBOOK



PLEASE KEEP THIS FAIRBOOK FOR 2017

[www.langladecountyfair.com](http://www.langladecountyfair.com)



\*Names subject to change

**Cover By: Megan Teal**

**2016-2017 Langlade County Fair**

**Langlade County 4-H Leaders Association  
4-H Board of Directors and Fair Board**

Dennis Klement, President  
Bill McFarlane, Vice-President  
Deb Wirth, Secretary  
Shelli Hagerty, Treasurer  
Rhonda Klement, Fair Coordinator  
Joseph Novak III, Ag & Extension Representative  
Wendee Arrowood  
Adeline Hess  
Tina Wild  
Chris Hagerty  
Fran Swim

**Fair Committees:**

Building and Grounds - Langlade County Board of Supervisors  
Agricultural & Extension Committee  
Public Property Committee

**Extension System Staff:**

Samantha Straley, Interim 4-H Youth Development Agent  
Karalee Brock, 4-H Program Assistant  
Jennifer Beran, UWEX Program Assistant  
Beth Meyer, FoodWise Educator  
Stephen Zimmerman, Agricultural Agent  
Dan Marzu, Agricultural Agent  
Carrie Kubacki, Family Living Educator  
Tammy Hansen, FoodWise Program Coordinator

**Fair Department Chairpersons:**

Dairy:

Rachel Schroeder, 623-6571  
Lee Parsons, 623-6618

Goat & Domesticated Exotic Animals:

Vacant

Beef, Sheep, Swine, Market Animal:

Matt Solin (beef) 623-6086  
Nate Wolf (sheep) 489-3131  
Tom Anderson (swine) 623-7746

Horses:

Emily Doucette, 627-7658

Poultry

Krista Carley, 610-2997

Rabbits

Holly & Chad Luerssen, 623-3110

Plant & Soil Science:

Adeline Hess, 623-6922  
Karen Prunty, 623-4301  
Patsy Doleshal, 627-4189

Dogs:

Jennifer Kressin, 262-939-9374

Cat Show:

Vacant

Antiques:

Kim Joseph, 623-7435  
Diane Kohn, 623-7103

Animal Science, Vet Science, Natural Science,  
Woodworking, Electricity, Mechanical Science, Youth  
Leadership, Health, Safety, Stamps, Computers,  
Communications:

Stephanie Bures 623-0838

Exploring, Cloverbuds:

Kim Frisch, 216-8199

Arts & Crafts, Music, Drama, Puppets:

Deb Wirth, 219-1957

Foods, Food Preservation:

Beth Meyer, 627-6274

4-H Clothing Revue:

Vacant

Knitting, Crocheting, Home Environment, Child  
Development, Clothing:

Deb Wirth, 219-8199

Flowers, House Plants,

Amanda Krivoshein, 219-2646  
Janet Krivoshein

Photography:

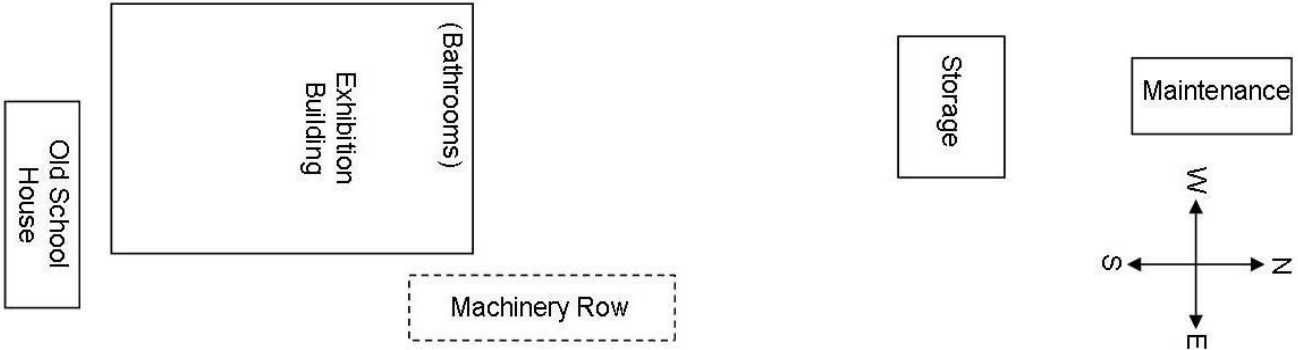
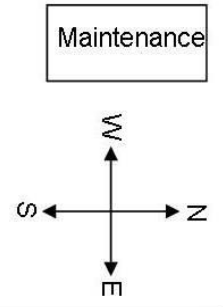
Corey & Melinda Price

# Table of Contents

<b>Subject</b>	<b>Page</b>		
Fairgrounds map	4	Mechanical	55
General Rules and Regulations	6	Tractor	
Entry Requirements	6	Automotive	
Exhibitors	6	Small Engines	
Fair Department Committee Duties	7	Bicycle Safety	
Definitions	7	Aerospace	
Premiums and Exhibits	8	Food & Nutrition	56
Class Definitions	10	Cake Decorating and Auction	
Judging Regulations	11	Dried foods	
Animal Health Regulations	11	Clothing	59
		Clothing Revue	60
<b><u>Junior Division starts pg.14</u></b>		Knitting & Crocheting	62
Dairy	14	Home Environment	63
Beef	16	Family & Child Development	64
Swine	18	Communications	64
Sheep	19	Club Booths	65
Goats	21	Youth Leadership	66
Horses	22	Self Determined Project	66
Poultry	25	Health, Social, Political	66
Rabbits	28	Club Projects	
Dogs	34	Secretary Books	
Vet Science	35	Stamps	
Birds		Educational & School Exhibits	67
Fish			
Guinea Pigs		<b><u>Open Class starts pg.68</u></b>	
Domestic Exotic; Pygmy goats	36	Photography	68
Llamas	36	Plant & Soil Science	69
Cats	37	Flowers & House Plants	70
Plant & Soil Science	38	Natural Science	72
Field Crops		Bees & Honey	
Weeds		Maple Syrup	
Vegetables		Cultural Arts	72
Flowers and House Plants	40	Antiques	74
Natural Resource Science	42	Woodworking	75
Adventures		Food and Nutrition	76
Entomology		Food Preservation	76
Forestry		Clothing	77
Shooting sports		Knitting & Crocheting	77
Wildlife Management		Home Environment	78
Exploring	45	Poultry	78
Cloverbuds	47	Rabbits	81
Cultural Art	48		
Photography	52	<b><u>Senior Citizen Classes start pg. 86</u></b>	
Computers	53	Cultural Arts	
Woodworking	54	Woodworking	
Electricity	54	Knitting & Crocheting	
		Home Environment	

State Hwy 45/ Neva Rd.

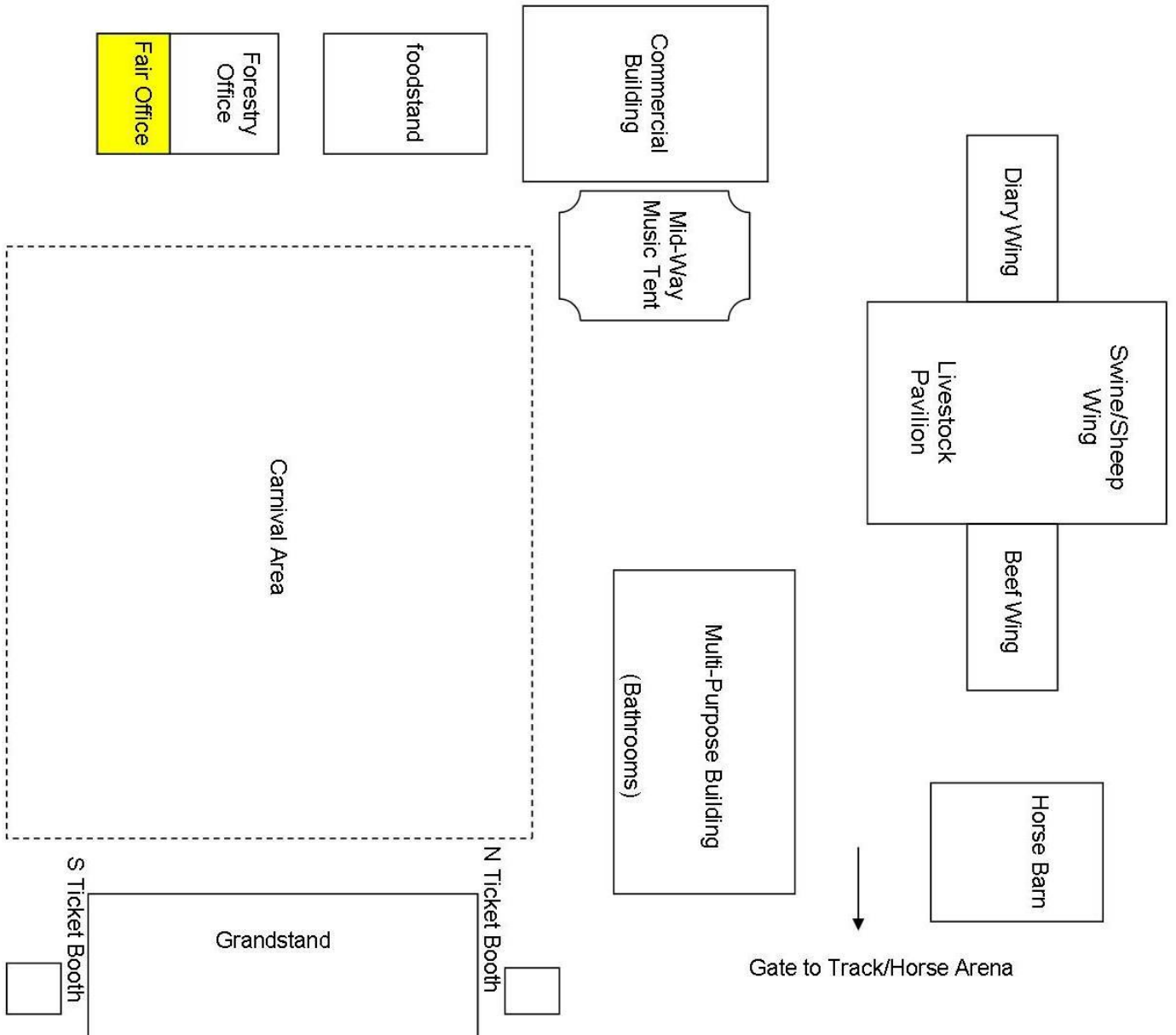
North Ave.



Arctic St./ Driveway

Exit

Exit



## 2017 Fair Judging Schedule/ Events

July 23	Dog Show	8:00 a.m.	Fairgrounds in the Clover Room
July 22 & 23	Archery Shoot	Noon	J's Archery
July 25	4-H Exhibits & Judging Open Class Judging	12-7:00 p.m. 12-5:30 p.m.	Multi- Purpose Bldg
July 26	Horses Antiques *Please bring all Antique entries in on Tuesday from Noon -7:00 p.m. Cats Llamas & Goats Swine	9:00 a.m. 9:00 a.m.  1:00 p.m. 2:30 p.m. 6:00 p.m.	Horse Arena Exhibition Building  Exhibition Building Livestock Pavilion Livestock Pavilion
July 27	Rabbits Youth Breed Show Beef Sheep	8:30 a.m. 10:00 a.m. 2:00 p.m.	Exhibition Building Livestock Pavilion Livestock Pavilion
July 28	Poultry Youth Judging Open class poultry follows youth show Dairy Cattle & Goats	9:00a.m.  9:00 a.m.	Exhibition Building  Livestock Pavilion
July 29	Horses-Ribbon classes Open Rabbit Show Youth Rabbit Showmanship	9:00 a.m. 8:30 a.m. 8:30 a.m.	Horse Arena Exhibition Building Exhibition Building

### Other Activities

July 27	Cake Auction <b>5:00 pm buyer pre-registration for Cake Auction</b>	5:30 p.m.	Multi- Purpose Bldg
July 28	Market Animal Sale	6:30 p.m.	Livestock Pavilion
July 29	FFA Sponsored: Little Britches	11:30 a.m.	Livestock Pavilion
July 29	Dress a Calf Event	following Little Britches	Livestock Pavilion
July 29	Family Time	12:00 p.m.-5:00 p.m.	Midway Tent
July 30	4-H International Presentation	1:00 p.m.	Multi- Purpose Bldg
July 30	Clothing Revue	1:00 p.m.	Multi- Purpose Bldg
July 30	Fur & Feather Auction	2:00 p.m.	Exhibition Building

## Langlade County Youth Fair General Rules and Regulations

### Interpretations, Amendments, and Violations

1. The Langlade County 4-H Leaders Association reserves the final and absolute right to interpret these rules and regulations and arbitrarily settle and determine all matters, questions, and differences in regard thereto, or otherwise arising out of, connected with, or incident thereto, the Langlade County Youth Fair.
2. The fair management reserves the right to amend or add to these rules as they, in their judgment, may deem advisable.
3. Any person who violates any of the following or special rules shall forfeit all privileges and premiums and be subject to such penalty as the fair management may order.
4. Premiums in all departments will be paid as soon as possible after the fair, depending upon the date of release of state aid. Fair checks shall be cashed within 60 days of issue date. After 60 days, fair checks shall be void and will not be reissued.
5. The Langlade County 4-H Leaders Association will not be responsible for any articles lost, destroyed, or stolen from the fair. Fair management will provide responsible supervision and a night watchman.
6. General supervision of the grounds and the exhibition is vested in the president, who shall have charge of the police and see that order is maintained. Exhibitors will be held responsible for any damage or accident, which may be caused by their entries.

### Entry Requirements - Read Carefully

1. Entries are open to any boy or girl in the Langlade County 4-H program from grades K-13 and under 20 years of age as of January 1 of the current fair year; students in high school home economics or vocational agricultural programs in the Langlade County school system; or members of any other recognized Langlade County youth organization. These groups must also follow the grade, age rule listed. Youth may only enter those projects that they are enrolled in on their current enrollment card or in their organization.
2. Open class is open to all persons living in Langlade County and persons belonging to Langlade County associations, including HCE and 4-H Leaders Association.
3. The Langlade County 4-H Leaders Association reserves the right to require presentation of record books or similar organization project requirements as proof of qualification of exhibitor.
4. Each exhibitor is allowed only one entry for each entry number. Be sure to enter in proper class and number. You may not enter the same project item in any other county fair. Exhibitors may enter all exhibits under department and class unless stated otherwise.
5. **Animal Exhibitor Fee; paid per animal, this means two or more animals may be stalled together depending on project(s) numbers and capacity.**
  - ***\$1.00 for sheep, goats, swine***
  - ***\$1.00 for poultry. Stall fee for rabbits included with their entry fee.***
  - ***\$2.00 for horses, llama, beef cattle and dairy***
6. Animal Exhibitor fee must be PAID by July 1st, failure to pay will result in non-entry of animals. Copy of registration Papers need to be turned in with Species forms for all registered animals. THERE WILL BE NO EXCEPTIONS!
7. Grade/age of exhibitor is as of January 1 of current year.
8. All entries shall be made on official entry form in accordance with instructions on the form. Entry forms shall be in the Extension Office on or before July 1, or postmarked by July 1. **No late entries or additions will be accepted!** Keep your entry envelope to claim exhibits.
9. All exhibits shall have been raised, grown, or made since last year's fair, by members exhibiting them, unless otherwise specified. All animals exhibited shall be owned or managed by youth before May 1, except rabbits which must be owned by June 1st. Managed means under the care of the exhibitor. Exhibits not following these rules will be disqualified.
10. Fair management reserves the right to accept or reject any entry offered.

### All Exhibitors – Important

1. Exhibitors who do not conduct themselves in an orderly and respectful manner will forfeit all their premiums and will remove their exhibits from the fairgrounds. (Examples: water fights, horseplay, drinking alcoholic beverages, etc.)
2. Exhibitors who will not be present at time of judging and are excused should write a paragraph on their project in order for it to be judged
3. No late entries accepted in any department.
4. **Exhibitor Tags will be ready for pick up on Monday at the fair office on fair week. Office hours are 8:30 a.m. -4:30 p.m.**  
**No exhibits may be placed until their designated check in times.**
5. All non-animal exhibits shall only be removed from the fairgrounds on Sunday of fair, **from 6 to 7 p.m.** All animals will be released at 5:00 p.m. on Sunday. Earlier removal of exhibits will result in premiums being withheld. Any remaining exhibits will be discarded a week after the fair ends.
6. A poster is defined as being 14" x 22".
7. A display is defined as having a 3-Dimensional aspect to it. All items should be named or labeled.
8. Procedure to withhold premiums:
  - A. Any 4-H leader or adult fair helper may report violations to the chairperson of the particular fair department in which the violation occurred.
  - B. If the department chairperson feels that the exhibitor is in violation, the chairperson will write a letter to the 4-H Board of Directors within two weeks after the fair, to withhold the premium(s) for that exhibitor in that department.
  - C. A letter will be sent notifying the exhibitor, if the 4-H Board of Directors decides to withhold any premium(s).

9. "No food or drink will be served or be made available to any person other than your immediate family members within 100 feet of any animal barn or animal display. Repercussions will be determined on an individual basis by the 4-H/Fair Board."
10. All livestock exhibitors must wear proper attire including appropriate boots while working with the animals.

#### **Exhibitors of Animals**

1. Please take note of when forms are due to the 4-H office. We will not accept paperwork past deadlines, failure to turn paperwork in may result in not exhibiting/showing regardless of situation.
2. Exhibitors of animals that are housed at the fair shall feed and water animals. Supply feed, water, and bedding. Keep animals and pens or stalls clean and provide clean bedding, as needed each day. Keep equipment, feed, and bedding clean and orderly. **Exhibitors not keeping animals and stalls clean and not feeding animals will have premiums withheld.**
3. Exhibitors of poultry and rabbits shall bring food and feed and water cups with their animals. You will need to feed and water and clean out cages of your animals. Exhibitors wishing to lock their cage must supply their own lock. However, it must be accessible to the department chair people in case of emergency.
4. Exhibitors of animals (goats, equine and llamas) shall clean out their stalls after exhibits are released on Sunday of the fair. Youth ages 12 and over are asked to help with barn clean up on Monday at 9 a.m., the day after the fair closes.
5. Exhibitors of animals shall show their own animals except in cases of exhibitor's illness or serious accident, the 4-H Board of Directors must approve other exceptions to this rule prior to the fair.
6. No one except the official fair judge, exhibitor, and fair department committee members shall be allowed in the show ring during judging.
7. On judging day, exhibitors of beef, dairy, dogs, horses, swine, and sheep shall be ready to exhibit their animals whenever required by the department committee members.
8. Dairy, beef, swine, and sheep shown in showmanship classes shall also be entered and shown in regular fair classes.
9. Exhibitors of purebred animals, upon demand, will be required to furnish either registration papers or a letter from the breed organization stating that the animal's application has been received as proof that the animal is purebred.
10. Exhibitors of animals who do not abide by the above rules will have their premiums withheld by the fair.
11. ***Premise ID number will be MANDATORY for beef, sheep, swine, dairy, horse, Llama and goat exhibitors. All premises that contain or host livestock will be required by the State of Wisconsin to have a premise ID. Please write the premise ID number on your animal registration form.***

#### **Fair Department Committee Duties**

1. Each fair department committee shall have a person in charge of the area during the time the building is open during the fair.
2. Each fair department shall have 4-H adult and youth leaders (12 years and older) or non 4-H adults help in the area. Help is needed to prepare the area for entries, take in entries, arrange entries for judging, record placings, hand out ribbons or stickers, watch exhibits, and release exhibits. The fair department chairperson of each area will arrange a schedule of workers. The schedule will be posted in the area and there will be a copy at the fair office. If a replacement worker does not show up or if there is a problem in the area, a worker should inform the fair office.
3. Any suggestions for fair changes or facility needs should be given to the fair department chairperson. The suggestion form should be returned to the Extension Office within two weeks after the fair. The 4-H fair board will review suggestions for action.
4. Fair department chairpersons should report any unauthorized early removal of exhibits to the fair office. Premiums for these exhibits will be withheld.
5. Fair department chairs will give the completed worker schedule form to the Extension Office a week prior to the fair.

### **Subchapter I — General Requirements and Definitions**

**ATCP 160.01 Definitions.** As used in this chapter:

- (1) "Breed class" and "breeding class" mean a specific breed within a class such as holstein in the dairy class.
- (2) "Class" means a grouping in which exhibits may be entered, including an animal breed or age group for animal exhibits; a type of produce, crop or food; or a specific age, age group or educational grade level of exhibitor.
- (3) "Danish judging system" means a judging system that allows for multiple first, second, third and fourth class selections as provided in s. ATCP 160.91 (4) (b).
- (4) "Department" as it relates to the organizational structure of a fair, means an animal species, production group, or other principal classification of exhibits. As used in any other context, "department" means the state of Wisconsin department of agriculture, trade and consumer protection.
- (5) "Division" means one of 3 exhibitor group classifications for a fair and is limited to junior division, open division and senior citizens division.
- (6) "Entry class" means a class in which the fair allows exhibitors to submit entries.
- (7) "Exotic domestic animal" means an animal that is not a common farm animal.
- (8) "Lot" or "lot number" means the numerical designation assigned by a local fair for a specific category of exhibits within a class.
- (9) "Market class" means a class that includes animals of a certain weight for the breed class that can be sold for slaughter.
- (10) "Premium" means a monetary prize that a county or district fair awards to an exhibitor after judging all competing exhibits in the class to which the premium pertains.
- (11) "Regular judging system" means a judging system that allows for one first, second, third and fourth class selection as provided in s. ATCP 160.91 (4) (c).
- (12) "Self determined project" means a project that meets all of the following criteria:
  - (a) It is approved by the fair board.
  - (b) Its subject matter is related to any of the junior fair departments 9, 10, 13 to 16, 18, or 20 to 29.



(c) It does not fall into a defined entry class within any department.

(d) It is carried out by a 4-H member enrolled in a designated 4-H project or alternative project that follows 4-H guidelines, or by a member of another youth organization that does equivalent work.

**History:** Cr. Register, November, 1990, No. 419, eff. 12-1-90; cr. (5), Register, July, 1995, No. 475, eff. 8-1-95; **CR 11-037: renum. (1) to (5) to be (2), (4), (5), (8), (10), cr. (1), (3), (6), (7), (9), (11), (12) Register April 2012 No. 676**, eff. 5-1-12.

#### **ATCP 160.02 Premium requirements.**

##### **(1) GENERAL.**

(a) The state aid authorized by s. 93.23 (1), Stats., may be paid on net premiums paid by a county or district fair. The department may withhold state premium aid from any fair that does not enforce animal health provisions under ch. ATCP 10 that are applicable to animals exhibited at the fair. State aid will be paid only on premiums actually paid by bank check or draft.

(b) No deductions may be made from premium money won by an exhibitor. Premiums may, however, be withheld where exhibition rules established by the fair association are violated. A written statement of violation shall be submitted to the department to justify action taken by a local fair.

(c) Premiums offered shall be definite in amount. No decrease or increase in published premiums may be made because of the financial condition or the organization or for any other reason.

(d) State aid may be paid on no more than 2 premiums awarded an exhibitor under one premium or lot number in open division individual livestock classes, except poultry and rabbits, and no more than one premium in all other classes, including poultry and rabbits.

(e) No county or district fair may receive state aid for a premium awarded to any exhibitor in the open division if that exhibitor entered the same exhibit in the junior division at the same county or district fair. This paragraph does not apply if the exhibit was entered in the junior division only as part of a herd group, carcass class or performance class.

(f) No state aid will be paid on the cost of ribbons, cups, trophy prizes or entertainment contests.

##### **(2) PREMIUM LISTS.**

(a) Premiums for which state aid is requested by county and district fairs shall conform with the uniform premium list and other requirements set forth in these rules. Fairs requesting state aid for net premiums shall submit to the department a printed copy of the premium list used at the fair, as required under s. ATCP 160.92 (3) (c).

(b) The officers of each fair shall mail a copy of the premium list to other associations, societies, or boards conducting a fair in Wisconsin upon request.

(c) Sections ATCP 160.01 through 160.07 and 160.91 shall be published in premium books used by a fair for which state aid is requested.

##### **(3) ENTRY FEES.**

(a) A county or district fair may charge an exhibitor an entry fee. The entry fee may not exceed 10% of the sum of all premiums offered to exhibitors in the same class for which the entry fee is charged. In lieu of an entry fee, a county or district fair may charge stall rents for horses, cattle, sheep, goats, swine, poultry, rabbits or pets.

(b) Exhibitors in department 35 shall not be required to purchase an exhibitor's ticket. Any other exhibitor may be required, if no entry fee is charged, to purchase an exhibitor's season ticket at a price not to exceed that charged for a non-exhibitor's season ticket.

##### **(4) SPLIT FAIR DATES.**

(a) For purposes of this subsection, "split fair dates" occur when a fair organization judges exhibits or contests and pays premiums at more than one time or at more than one location during the calendar year.

(b) Except as provided under par. (c), the department may not pay state aid for a fair having split dates unless the department gives advance written approval for a split fair. The department may approve split fair dates only if the fair organization justifies the split dates based on extreme hardship. If the department approves split dates, all blue ribbon winners shall repeat their demonstrations or exhibits at the regular fair dates unless the department grants a hardship exemption. An exhibitor may use audio-visual media, still photography or an educational display to repeat a demonstration or exhibit.

(c) The department may pay state aid for the following exhibits or contests in a fair having split dates, regardless of whether the department approves those split dates in advance:

1. Clothing revue.

2. Demonstrations.

3. Favorite foods revue.

4. Dogs.

5. Small animals.

6. Rocketry.

7. Shooting sports.

8. Other exhibits and contests that are similar to those identified in subsds. 1. to 7.

**History:** Cr. Register, November, 1990, No. 419, eff. 12-1-90; r. and recr. (1) (e) and am. (3) (a), Register, July, 1995, No. 475, eff. 8-1-95; r. and recr. (4), Register, November, 2000, No. 539, eff. 12-1-00; correction in (2) (a) made under s. 13.93 (2m) (b) 7., Stats., Register, November, 2000, No. 539; **CR 08-075**: am. (1) (a) Register April 2009 No. 640, eff. 5-1-09; **CR 11-037: am. (1) (a), (3) (a), (b), cr. (4) (c) 8. Register April 2012 No. 676**, eff. 5-1-12.

**ATCP 160.03 Exhibition requirements.** A county or district fair shall meet all of the exhibition requirements of this section to be eligible for state premium aid.

(1) No fair society or other organization sponsoring a county or district fair shall require an exhibitor to become a member of the organization in order to enter an exhibit at the fair, nor shall the sponsoring organization make any deduction from an exhibitor's premium as a donation to the fair society, or require an exhibitor in any other way to make a donation to the society.

- (2) State aid may not be approved for out-of-state exhibits or for separate classes of local and non-local exhibitors. Aid may not be approved for payment of premiums to an exhibitor having an out-of-state address but claiming Wisconsin residency unless the fair secretary provides the department with an affidavit that the exhibitor's residence is geographically located within the state.
- (3) State aid may be paid only on articles or animals actually on display in an exhibit building or actually shown in the show ring on regular fair dates unless approval for split fair dates is obtained under s. ATCP 160.02 (4). State aid may not be paid on Dairy Herd Improvement Association records, transportation aid, production contests or other special educational exhibits unless prior approval is obtained under s. ATCP 160.04 (8).
- (4) State aid may not be paid on exhibits removed from the fair grounds before 4 p.m. of the last day of the fair, or such other later time as may be specified by the fair, without prior approval of the department. Authority for earlier removal may be granted by the department in case of meat animal sales or other special classes, if requested before the beginning of the fair. In other hardship cases, approval may be granted by the local fair. Exhibits in dog obedience and small animal pet classes may be judged during the regular fair but are not required to remain present during the entire fair. The local fair may prescribe the length of time junior fair exhibitors of horses shall keep their animals on the grounds.

**History:** Cr. Register, November, 1990, No. 419, eff. 12-1-90.

**ATCP 160.04 Junior fair division; general.**

- (1) In the junior fair division, the department may pay state aid on prizes offered to exhibitors who are under 20 years of age on January 1 of the current fair year. A county or district fair board may establish subgroups within a junior fair entry class based on the exhibitor's grade in school. The department may not pay state aid on prizes for club parades, club floats, song contests, or a project which is not an exhibit or demonstration at the fair.
- (2) All exhibitors in the junior fair division shall be members of 4-H, FFA, a scouting program, a breed group, or another recognized youth organization under adult leadership that has an education program appropriate to that organization and is approved by the fair board.
- (3) Exhibits in the junior fair shall be the product of the exhibitor's own labor. An exhibit may include a study project, merit project or other special project, a skill area, or a supervised occupational experience in which the exhibitor is regularly enrolled, provided that the fair board approves the project, skill area, or supervised occupational experience as an exhibit.
- (4) State aid may not be used to award more than one premium to any exhibitor in any department in the junior fair division, except that:
  - (a) A premium may be awarded to each member of a group that collectively owns and enters a livestock exhibit in departments one to 5 of subch. IV.
  - (b) An exhibitor may receive a separate premium for showmanship where authorized under subch. IV.
  - (c) An exhibitor may receive more than one premium in a department for which additional premiums are specifically authorized under subch. IV.
- (5) Under subch. IV, within each of the junior fair departments 9, 10, 13 to 16, 18, and 20 to 29, a fair board may establish one or more entry classes for self-determined projects that are related to that department. The fair board may establish class entry criteria, including student grade level criteria. Entry classes are open to 4-H members enrolled in a designated 4-H project or an alternative project that follows 4-H project guidelines, and to members of other youth organizations that do equivalent work and apply equivalent guidelines. Exhibits may be judged using the regular or Danish judging system. For each entry class, a fair board may pay first-place to fourth-place premiums at any of the following levels designated by the board:
  - (a) Premium level one: \$2.00, \$1.75, \$1.50, \$1.25.
  - (b) Premium level 2: \$2.50, \$2.25, \$2.00, \$1.75.
  - (c) Premium level 3: \$3.00, \$2.75, \$2.50, \$2.25.
- (6) If 16 or more animals, items or articles are entered in any junior fair class, the class may be divided into 2 or more approximately equal groups according to weight, age or other identifying characteristic and each group judged as a class.
- (7) Special educational exhibits may [be] established if the proposal is presented to the Wisconsin association of fairs before October 1 of the year preceding its proposed establishment and the exhibit is approved by the department.
- (8) Within any junior fair department under subch. IV, a county or district fair may establish special classes where none are specified under subch. IV. Special classes may include classes for grade and crossbred females in the beef, swine, sheep and horse departments. Premiums for special classes created under this subsection shall be equal to premiums for comparable classes established in the same department under subch. IV.

**History:** Cr. Register, November, 1990, No. 419, eff. 12-1-90; am. (8), Register, July, 1995, No. 475, eff. 8-1-95; am. (1), Register, November, 2000, No. 539, eff. 12-1-00; reprinted to correct printing error in (1), Register, June, 2001, No. 546; **CR 11-037: am. (title), (2), (3), r. and recr. (4), renum. (5) to be 160.80 (4) and am., cr. (5) Register April 2012 No. 676, eff. 5-1-12.**

**ATCP 160.05 Open division; general requirements.**

- (1) The total maximum premiums set forth for all places in any open division livestock class, excluding poultry and rabbits, may be divided into premiums for a greater number of places, but the maximum premium offered for any additional place shall not be higher than the maximum for last place in the class.
- (2) All animals in any open division class shall be owned by the exhibitor, except as provided in s. ATCP 160.09.

**History:** Cr. Register, November, 1990, No. 419, eff. 12-1-90; **CR 11-037: r. (2), renum. (3) to be (2) Register April 2012 No. 676, eff. 5-1-12.**

**ATCP 160.06 Senior citizens division; general requirements.**

- (1) The age of exhibitors in the senior citizens division is limited to persons 62 years of age or over.
- (2) Exhibitors in the senior citizens division may not enter identical items or articles in both the senior citizens division and the corresponding classes of the regular open division.

**History:** Cr. Register, November, 1990, No. 419, eff. 12-1-90.

**ATCP 160.07 Classes; general requirements.**

- (1) Classes may be combined if the number of entries in several single classes is insufficient. If any classes are combined, state aid shall be limited to the maximum total premiums listed for a single class of animals, items or articles in that department.

(2)

- (a) Except as provided under par. (b), no county or district fair may receive state aid for premiums awarded for sexually intact male dairy cattle, beef cattle, sheep, goats, swine or horses unless those animals are registered purebreds. Registered purebred status shall be documented by a certificate of registry from the appropriate breed association or society, or by a copy of the application for registration.
- (b) Paragraph (a) does not apply to dairy cattle exhibited at a county or district fair if a national breed association certifies that those dairy cattle are recorded in that breed association's qualified herd book which records the genealogy of that breed.
- (3) Any animal entered as part of a group class may also be exhibited in a class for individual animals.
- (4) Boars may not be entered as an exhibit in the swine department unless their tusks have been removed.
- (5) The age of an animal, for purposes of determining its entry class under this chapter, shall be determined as of the opening day of the fair.  
**History:** Cr. Register, November, 1990, No. 419, eff. 12-1-90; renum. and am. (2) to be (2) (a) and cr. (2) (b), Register, July, 1995, No. 475, eff. 8-1-95; **CR 11-037: cr. (5) Register April 2012 No. 676, eff. 5-1-12.**

**ATCP 160.08 Class definitions; individual classes.**

(1) DAIRY CATTLE.

- (a) A spring calf is one born on or after March 1 of the exhibit year.
- (b) A winter calf is one whose date of birth is between December 1 of the year preceding the exhibit year and February 28 or 29 of the exhibit year.
- (c) A fall calf is one whose date of birth is between September 1 and November 30 of the year preceding the exhibit year.
- (d) A summer yearling is one whose date of birth is between June 1 and August 31 of the year preceding the exhibit year.
- (e) A spring yearling is one whose date of birth is between March 1 and May 31 of the year preceding the exhibit year.
- (f) A winter yearling is one whose date of birth is between December 1 of the second year preceding the exhibit year and February 28 or 29 of the year preceding the exhibit year.
- (g) A fall yearling is one whose date of birth is between September 1 and November 30 of the second year preceding the exhibit year.
- (h) A 2 year-old is one born between September 1 of the third year preceding the exhibit year and August 31 of the second year preceding the exhibit year. A 2-year-old includes a yearling that has freshened.
- (i) A 3 year-old is one whose date of birth is between September 1 of the fourth year preceding the exhibit year and August 31 of the third year preceding the exhibit year.
- (j) A 4 year-old is one whose date of birth is between September 1 of the fifth year preceding the exhibit year and August 31 of the fourth year preceding the exhibit year.

(2) BEEF CATTLE.

- (a) A junior calf is one born on or after January 1 of the exhibit year. The calf shall be at least 4 months old at the time of exhibit.
- (b) A senior calf is one whose date of birth is between September 1 and December 31 of the year preceding the exhibit year.
- (c) A summer yearling is one whose date of birth is between May 1 and August 31 of the year preceding the exhibit year.
- (d) A junior yearling is one whose date of birth is between January 1 and April 30 of the year preceding the exhibit year.
- (e) A senior yearling is one whose date of birth is between September 1 and December 31 of the second year preceding the exhibit year.
- (f) A 2 year-old or older cow is one born before September 1 of the second year preceding the exhibit year and which has calved during the past year.

(4) SWINE.

- (a) A junior yearling boar or sow is one born between January 1 and June 30 of the year preceding the exhibit year.
- (b) A senior boar or sow is one whose date of birth is between July 1 and December 31 of the year preceding the exhibit year.
- (c) A senior spring boar or sow pig is one whose date of birth is between January 1 and February 28 or 29 of the exhibit year. A local fair board may subdivide this entry class into January-born and February-born sows or boars.
- (d) A junior spring boar or sow pig is one born during the month of March of the exhibit year.

(5) SHEEP.

- (a) A spring lamb is one born on or after February 16 of the exhibit year.
- (b) A fall lamb is one born between September 1 and December 31 of the year preceding the exhibit year.
- (c) A winter lamb is one born between January 1 and February 15 of the exhibit year.
- (d) A yearling ram or ewe is one born outside the date of birth limitations in pars. (a) through (c). The age of yearlings may be subject to verification by a veterinarian's examination whose findings shall be final.

**History:** Cr. Register, November, 1990, No. 419, eff. 12-1-90; am. (1) (h), (4) (a) and (5) (a), (b) and (c), Register, July, 1995, No. 475, eff. 8-1-95; correction in (6) (intro.) made under s. 13.93 (2m) (b) 7., Stats., Register, November, 1999, No. 527; **CR 11-037: r. (3), (5) (e), (6) Register April 2012 No. 676, eff. 5-1-12.**

**ATCP 160.09 Class definitions; group classes.**

(1) DAIRY AND BEEF CATTLE.

- (a) A dairy junior get of sire shall consist of 3 animals which are the offspring of the same bull. All of these animals shall be under 2 years of age, and not more than one may be a bull. A beef junior get of sire shall consist of 3 animals which are the offspring of the same bull and are animals in the junior calf, senior calf, and/or the summer yearling, bull and heifer classes, with both sexes to [be] represented.
- (b) A dairy and beef senior get of sire shall consist of 3 animals which are the offspring of one sire. All of these animals shall be 2 years of age or over. In either a dairy or beef breed get of sire, the name of the sire shall be designated by the exhibitor. The animals need not be owned by a single exhibitor.
- (c) A produce of dam shall consist of 2 animals of any age or sex which are the produce of one cow.
- (d) A group of 3 best female cattle shall consist of 3 animals of any age which were bred and are owned by the exhibitor.

- (2) SWINE. A pen of 3 feeder pigs shall consist of swine of either sex each weighing between 40 and 60 pounds. Any male pigs included in the pen shall be castrated and healed.

**(3) SHEEP.**

- (a)** A get of sire shall consist of 4 lambs or yearlings, or both, of either sex, from one sire, which were bred and are owned by the exhibitor.
- (b)** An exhibitor's flock shall consist of one yearling or ram lamb, 2 yearling ewes and 2 ewe lambs which are owned by the exhibitor.
- (c)** A junior division pair of lambs may include a spring or fall ram and spring or fall ewe lamb owned by the exhibitor.
- (d)** A junior division flock shall be comprised of 3 sheep consisting of a yearling or lamb ram, a ewe lamb, and a yearling ewe, all of which are owned by the exhibitor.

**History:** Cr. Register, November, 1990, No. 419, eff. 12-1-90; **CR 11-037: r. (4) Register April 2012 No. 676**, eff. 5-1-12.

**Subchapter V — Judging and Accounting**

**ATCP 160.91 Judging regulations.**

- (1)** Judging shall be done at county and district fairs by individuals who are registered with the department and who have knowledge, training or experience in the specific class or classes to be judged as determined by the department. Judging shall be done in accordance with the requirements of s. ATCP 160.92 (3) (a). In no case shall any person who is an officer or director of a fair be eligible to judge exhibits at such fair; nor shall any person interested directly or indirectly in exhibits shown in any department of a fair be eligible to judge articles or animals in that department.
- (2)** Each judge at a county or district fair shall be provided with a copy of the fair's premium book or list of entry classes at least 7 days prior to the opening date of the fair.
- (3)** No animal or article, irrespective of the number of entries in the class in which it is entered, shall be awarded a higher rating than its merit would entitle it to in comparison to the standard of perfection in the class.
- (4)**
  - (a)** No state aid will be paid on premiums awarded under the Danish system in any classes except in the junior and educational departments.
  - (b)** When classes in the junior and educational departments are judged according to the Danish system, 4 group placings shall be awarded in any class. When there are less than 8 exhibitors in the class, there shall not be more than 2 in the first group, not more than 4 in the first 2 groups and not more than 6 in the first 3 groups. If there are 8 or more entries in the class, there shall not be more than 25% in the first group, not more than 50% in the first 2 groups, and not more than 75% in the first 3 groups.
  - (c)** The number of awards in the last group placing may be increased to the extent necessary to give awards to all exhibitors.
- (5)** If any class of exhibits at a county or district fair is judged according to the regular system, the judges for that class may give only one first-place, one second-place, one third-place and one fourth-place award in that class.

**History:** Cr. Register, April, 1976, No. 244, eff. 5-1-76; am. (1), Register, March, 1980, No. 291, eff. 4-1-80; renum. from Ag 5.07, Register, November, 1990, No. 419, eff. 12-1-90; am. (2), and cr. (5), Register, July, 1995, No. 475, eff. 8-1-95.

**2016 Animal Health Regulations**

**Fairs or exhibitions lasting more than 24 hours** must appoint a licensed veterinarian to inspect all livestock daily

**Fairs or exhibitions lasting less than 24 hours** must have a licensed veterinarian or show chairperson review all required records and test results to check for:

- Exhibitor's name and address
- Animal identification (number, type, description)
- Compliance with disease testing and other health requirements
- Livestock premises number, if any, where animals originated

**Fair management must maintain records** for 5 years of:

- Exhibitors
- Livestock premises numbers, if any
- Animal identification

*Diseases*

**Animals that show evidence of having contagious or infectious diseases** may be removed immediately, and may be quarantined or slaughtered.

**Bovine animals with ringworm, mange or scab** will be removed from the fair or exhibition premises, unless the veterinarian in charge finds they are incapable of transmitting disease.

**Cattle from within Wisconsin** have no requirements for tests or health documents.

**Cattle from outside Wisconsin** must:

- Be accompanied by certificate of veterinary inspection (CVI) documenting official animal ID and all required tests and certifications
- Meet all of Wisconsin's normal requirements for import

**Acceptable animal IDs for cattle from outside Wisconsin**

- USDA metal ear tag number that is part of the National Uniform Eartagging System (NUES) (starts with state 2-digit code, also known as a "brite" tag)
- USDA Animal Identification Number tag - 15-digit number starting with 840
- Manufacturer-coded RFID tag - 15-digit number with the first three digits beginning with 9
- American ID tag - 12-digit number prefaced with USA
- Other ID approved by DATCP

**Brucellosis requirements for cattle from outside Wisconsin**

- Steers are exempt from any brucellosis test requirement.
- Cattle from brucellosis-free states are exempt from brucellosis testing requirement.
- Cattle from certified brucellosis-free herds in Class A states do not need brucellosis tests if the CVI has the certified herd number and the last test date.
- All other cattle need negative brucellosis test within 30 days before entering Wisconsin.

**Tuberculosis requirements for cattle from outside Wisconsin**

- Negative individual TB tests within 60 days before entering Wisconsin are required for cattle if they originate from:
- States or zones that are Modified Accredited Advanced states or that Wisconsin treats as MAA because they have had bovine TB cases
- Modified Accredited states (see section below for Michigan's Modified Accredited and Modified Accredited Advanced zones)
- States that do not recognize Wisconsin's TB-free status
- For [requirements by state](#)

**Cattle from Michigan's TB Free Zone:**

- Need negative individual TB test within 60 days before arrival in Wisconsin for all animals
- Whole herd TB test and import permit not required

**Cattle from Michigan's MA and MAA zones and other states with MA zones:**

- Need import permits
- Need negative whole-herd TB tests within 12 months before arrival in Wisconsin for all animals 1 year and older
- Need negative individual TB tests within 60 days before entering Wisconsin
- Must return directly to the state of origin after the show, and there must be a statement on the CVI that they will be doing so

**Cattle from Canada** must meet [current federal requirements to enter the United States](#).

For information on obtaining an import permit:

- [Online](#)
- Email [DATCPAnimalImports@wi.gov](mailto:DATCPAnimalImports@wi.gov)
- Call 608-224-4872

Requirements are subject to change as conditions warrant. For current information.

*Swine*

**Swine from within Wisconsin** need a Wisconsin intrastate movement certificate:

- Stating that the herd of origin was inspected on the farm within 30 days before the show and showed no signs of disease
- Including documentation of all required tests

**Swine from outside Wisconsin** need a certificate of veterinary inspection that includes the PRRS and PEDv status of the herd of origin (if known) and official identification number. Acceptable methods of ID for swine are:

- USDA metal ear tag number that is part of the National Uniform Eartagging System (NUES) (starts with state 2-digit code, also known as a "brite" tag)
- USDA Animal Identification Number tag - 15-digit number starting with 840
- Breed association tattoo
- Ear notch (if the pig is a purebred and the notch is registered)

Requirements are subject to change as conditions warrant. For current information.

*Sheep and goats*

**Sheep and goats from within Wisconsin**

- If sexually intact, need official individual ID at any age
- If not sexually intact, need official individual ID if they are 12 months or older
- Official ID may be scrapie ear tags, USDA silver ear tag, USDA 840 ear tag, or breed association tattoo (as long as it is unique to that animal)
- Cannot have been exposed to scrapie if they are sexually intact

**Sheep and goats from outside Wisconsin:**

- Need certificate of veterinary inspection and official individual ID: scrapie tag, USDA silver ear tag, USDA 840 ear tag, or breed association tattoo (as long as it is unique to that animal)
- Cannot have been exposed to scrapie

**Goats from Michigan's TB Modified Accredited and Modified Accredited Advanced zones:**

- Need import permits
- Need negative whole-herd TB tests within 12 months before arrival in Wisconsin
- Need negative individual TB tests within 60 days before entering Wisconsin
- Must return directly to the state of origin after the show, and there must be a statement on the CVI that they will be doing so

For information on obtaining an import permit:

- [Online](#)
- Email [DATCPAnimalImports@wi.gov](mailto:DATCPAnimalImports@wi.gov)
- Call 608-224-4872

Requirements are subject to change as conditions warrant. For current information.

#### Equines

**Equine animals from within Wisconsin** need documentation of a negative EIA test done in 2013, which clearly identifies the animal by registration number, lip tattoo, freeze brand, or complete description. Documentation may be:

- Official test report VS 10-11, or
- USDA-approved electronic test form, or
- Global Vet Link EIA electronic form, or
- Certificate of veterinary inspection with the test results listed

**Equine animals from outside Wisconsin** need:

- Certificate of veterinary inspection (CVI)
- Negative EIA test done in 2013, which clearly identifies the animal by registration number, lip tattoo, freeze brand, or complete description, and reported on the CVI

**Equines from Minnesota** are exempt from the CVI requirement if:

- Ownership does not change while the animal is in Wisconsin
- The animal remains in Wisconsin no longer than 7 days
- Proof of an EIA test in the current calendar year accompanies the animal

Requirements are subject to change as conditions warrant. For current information.

#### Llamas, Alpacas, Guanacos

**Llamas, alpacas and guanacos from within Wisconsin** have no requirements.

**Llamas, alpacas and guanacos from outside Wisconsin** must have a certificate of veterinary inspection and official animal ID. Official ID may be:

- Approved USDA ear tag number
- Microchip number
- Breed association registration number
- Breed association tattoo

Requirements are subject to change as conditions warrant. For current information.

#### Exotic Ruminants

**Note:** Exotic ruminants are ruminants that are not native to Wisconsin, and are not cervids – for example, vicuñas, camels, yaks, water buffalo, pronghorn antelope and giraffes.

**Exotic ruminants from within Wisconsin** have no requirements.

**Exotic ruminants from outside Wisconsin** need an import permit and a certificate of veterinary inspection with proof that they meet requirements for:

- Bovine TB – negative test required within 60 days before entry
- Brucellosis – negative test required within 30 days before entry

For information on obtaining an import permit:

- [Online](#)
- Email [DATCPAnimalImports@wi.gov](mailto:DATCPAnimalImports@wi.gov)
- Call 608-224-4872

Requirements are subject to change as conditions warrant. For current information.

#### Poultry and Waterfowl (including ostriches, emus, rheas and cassowaries)

**Poultry and waterfowl from within Wisconsin** need:

- An NPIP certificate stating that they originate from a US. pullorum-typhoid clean or NPIP affiliate flock, or
- A DATCP-issued certificate stating they are from a Wisconsin tested or associate flock, or
- If they are sexually mature, individual wing or leg band ID and a negative test for pullorum-typhoid (and *Mycoplasma gallisepticum* for turkeys) within 90 days before arrival at the show

**Poultry and waterfowl from outside Wisconsin** need a certificate of veterinary inspection or equivalent that states:

- They originate from a flock classified pullorum-typhoid clean under NPIP or an equivalent state program, or
- If they are sexually mature, that they have tested negative for pullorum-typhoid (and *Mycoplasma gallisepticum* for turkeys) within 90 days before arrival at the show. These birds also need wing or leg band ID.

**Turkeys, regardless of origin**, must be separated from other poultry, unless they are going directly to slaughter after the show. The show veterinarian should decide whether the separation is by different housing, or by controlling air flow and spacing.

Requirements are subject to change as conditions warrant. For current information about poultry and waterfowl. For current information about ostriches, emus, rheas and cassowaries.

**Small Animals: Dogs, Domestic Cats, Other Household Pets (ferrets, pet birds, rabbits, gerbils, guinea pigs, hamsters, domestic mice and rats)**

**Note:** These rules do not apply to animals that are part of menageries. For those rules, see below. Pot-bellied and miniature pigs fall under rules for swine.

**Dogs from within Wisconsin** that are 5 months or older need proof of current rabies vaccination.

**Cats and other household pets from within Wisconsin** have no requirements.

**Dogs and cats from outside Wisconsin** that are 5 months or older need to be vaccinated for rabies by a licensed veterinarian, and regardless of age, need certificates of veterinary inspection stating:

- Age of the animal
- Date of last rabies vaccination and revaccination due date for animals 5 months or older

**Other household pets from outside Wisconsin** need certificates of veterinary inspection, but have no testing or vaccination requirements.

**Small animals from other nations** need to meet requirements of the U.S. Department of Agriculture (608-662-0600) and Centers for Disease Control (1-800-232-4636).

Requirements are subject to change as conditions warrant. For current information.

*Exotic Small Animals (any species not covered by "small animals" above)*

**Note:** Local jurisdictions may have requirements beyond the state requirements listed here.

**Animals from within Wisconsin** do not have any requirements as long as they are legal to possess in Wisconsin.

**Animals from outside Wisconsin** generally have no testing or vaccination requirements, but do need:

- Certificate of veterinary inspection
- Official ID
- Import permit number

**Note: Some animals may not be brought to Wisconsin.** These are North American prairie dogs and the following African species: tree squirrels, rope squirrels, dormice, Gambian giant pouched rats, brush-tailed porcupines and striped mice.

Others may require permits from the Wisconsin Department of Natural Resources. [More information.](#)

For information on obtaining an import permit:

- [Online](#)
- Email [DATCPAnimalImports@wi.gov](mailto:DATCPAnimalImports@wi.gov)
- Call 608-224-4872

Requirements are subject to change as conditions warrant. For current information.

#### **Additional Requirements of the Langlade County Youth Fair**

**Dairy & Beef.** All heifers and cows shall have been previously dehorned. Removal of animals because of horns will be at the discretion of the Dairy Chairperson and the veterinarian. **Animals with signs of infection/disease need a written exam from their veterinarian with-in 10 days prior to the start of the fair. If any infection/disease is in question, the animal will have to be examined by the fair veterinarian before animal can be unloaded.**

**Horses** The original negative report for a test for equine infectious anemia (Coggins test) conducted within the calendar year must be shown; a copy will be made and kept at the Extension office. Vaccination certificates or proof of vaccination must be brought to the Extension office no later than July 1st.

**Dogs** All dogs shall have current vaccinations for rabies, distemper, hepatitis, and leptospirosis. Dog vaccination records need to be shown at sign up for dog obedience training. A copy is due to the 4-H office July 1st

**Cats** All cats shall have current vaccinations for rabies and panleukopenia (distemper) at least 3 weeks before the show. Kittens under 6 months of age at fair time do not require the rabies shot. Vaccination certificates shall be brought in to the 4-H office July 1<sup>st</sup>

**Poultry** All poultry (except waterfowl) over 4 months of age must have negative test results of a pullorum-typhoid test conducted with-in 90 days of the fair (see state health rule). Proof may also be in the form of a hatchery certificate (form 3) with owner name and type of poultry listed. Exhibitors are responsible for having this testing done. Testing will not be done on fair entry day. Poultry older than 4 months of age without this negative test result will be sent home.

**All Animals will be released at 5:00 p.m. on Sunday of the Fair. All other fair exhibits will still be released at 6:00 p.m.**

**Fair Veterinarian: Birnamwood Veterinary Clinic**

### **ATCP 160.5 - Junior Division**

Premiums awarded by the Danish system unless otherwise specified.

#### **Department 1**

##### **Dairy Cattle - Livestock Barn**

- Judging on Friday, dairy barn show ring, 9 a.m. Open to purebred or grade dairy cattle. Purebreds shall be registered, REGISTRATION PAPERS MUST BE HANDED IN WITH ENTRY FORMS & ANIMAL ID FORMS. If not, the animal will be entered as a grade. Holsteins must be 87% and any other breed 75% to be considered a purebred. Dairy Cattle are to be brought to the fairgrounds. WEDNESDAY FROM 11 TO 4 Before unloading, get a dairy leader to [Species Check in Forms.](#) If uncertain of class, check with a dairy leader or the Extension Office. All Dairy animals must have AN ACCEPTABLE FORM OF PERMANENT identification on the entry form. ACCEPTABLE FORMS OF PERMANENT ID ARE USDA TAGS, AID OR RFID TAGS OR TATOOS. IF YOU HAVE ANY QUESTIONS CONTACT A DAIRY LEADER OR THE EXTENSION OFFICE. No one, except Dairy Chairpersons, will be allowed to examine the entries until judging day.
- Dairy exhibitors shall follow state health rules listed in front of this book. If you have questions, ask your veterinarian.
- All heifers and cows shall have been previously dehorned.
- Milk Money will be retained by the Dairy Committee.
- Cows in milk for over 280 days (or at Superintendent's discretion) can show as dry cows. (Exhibitors may be asked to provide production test sheets where the cow was coded as dry or show at least 280 day on IBM test sheet.)

- Stalls may be decorated Tuesday after 2 P.M. No decorating will be allowed before this or during the show.
- Check In Times – Check in time for all dairy animals must be on WEDNESDAY FROM 11 TO 4 any conflicts or special requests must be directed to the Dairy Committee or the Dairy Chairperson.
- Milking time - Cows are milked in parlor at 6 a.m., except on show day at 5 a.m., and 5 p.m. evenings. For those who milk three times a day, times shall be 6 a.m., 2 p.m., and 10 p.m. IT IS THE EXHIBITORS DISCRETION AS TO IF THEY WANT TO MILK OR NOT ON SHOW MORNING.
- **Barns will be closed at 10:00 p.m. to public and 10:30p.m. for exhibitors.**
- Bring your own feed and bedding. All animals shall be fed by exhibitor and stalls and area kept clean during the fair or premiums will be withheld. Cleaning shall be done by 10 a.m. Thursday through Sunday. No animals are to be taken out of their stalls after 10 a.m. unless it is for pictures, classes or if permission is given by a chairperson in charge. Speak to the Dairy Chairman prior to Monday to see if you are required to help on clean-up day. Clean-up day is on Monday, the day after the fair closes.

An Awards ceremony will be held immediately after the show. It is mandatory that exhibitors be there. Exhibitors will not receive awards if not present. Thank you cards are the responsibility of the youth. No one will receive their winnings until the Thank You cards (stamped) are turned into the chairman or Treasurer.

### **Class A - Dairy Showmanship**

Exhibitor may enter one animal in showmanship that is also entered in a regular dairy class. Exhibitor shall show own animal. The judge will score all contestants on appearance of animal and exhibitor, leading and posing of animal, and alertness of exhibitor. Showmanship will be held first in the Dairy Show, starting with Senior Showmanship.

#### Order of Show

1. Senior Showmanship - 9th grade and up as of January 1
2. Intermediate Showmanship - 6th-8th grade as of January 1
3. Junior Showmanship – 3<sup>rd</sup>-5th grade as of January 1

\$3.00 2.50 2.00 1.50

Showmanship Trophies – Trophy for each division donated by **Langlade County Cone Scoopers**. First place winner in each division will receive an embroidered chair **sponsored by Schroep's Holsteins**

First place showperson in each division will receive a show halter and the 2<sup>nd</sup>- 5<sup>th</sup> place showpersons in each division will receive a show brush.

#### **Donated by Sartori Foods.**

First place showperson in each division will receive \$50. **Donated by Dr. Dennis Bardelmeier.**

The Top Three Showpersons in each division will also receive \$50, **Donated by Aniwa Feed Store, Andy Resch.** The next four Showpersons in each division will receive \$25, also **Donated by Aniwa Feed Store.**

Showmanship Calf Award - Youth may win this award once. The first place winner in each dairy showmanship division may compete for a Free Holstein calf. If the first place divisional winner has won a calf previously, the second place divisional winner will compete. The winner will choose which calf they would like (if there are two calves) and shall take care of the calf at the fair and show the calf at the next year's county fair. The winners shall send thank you cards to the donors.

Free Holstein Calf - Youth may win this calf once. The current winner of the dairy showmanship calf may not enter the drawing. All other youth in dairy showmanship are eligible to win a registered Holstein calf by drawing. Youth must be present at the time of the drawing to be eligible. The winner of the calf shall take care of the calf at the fair and show the calf at the next year's county fair. The winner shall send thank you cards to donors. In the event that sponsors for 2 calves are not available, the dairy committee reserves the right to award only the showmanship calf.

**Donors for both calves are BMO Harris Bank, Co-Vantage Credit Union, Insight FS, Langlade County Holstein Breeders Association, and United FCS.**

Breed Awards – The champion female in each breed will receive \$50 **Donated by Dr. Dennis Bardelmeier.**

Reserve Champion Female in each breed will receive \$10.00 **Donated by Heartland Cooperative (Antigo Country Store)**

### **2016 Fair Dairy Cattle ages**

Spring Calf Born after Mar 1, 2016 and prior to Apr 30, 2016  
 Winter Calf Born between Dec 1, 2015, and Feb 28, 2016  
 Fall Calf Born between Sept 1, 2015, and Nov 30, 2015  
 Summer Yearling Born between June 1, 2015, and Aug 31, 2015  
 Spring Yearling Born between Mar 1, 2015, and May 31, 2015  
 Winter Yearling Born between Dec 1, 2014 and Feb 28, 2015  
 Fall Yearling Born between Sept 1, 2014 and Nov 30, 2014  
 2-year-old Born between Sept 1, 2013 and Aug 31, 2014  
 3-year-old Born between Sept 1, 2012, and Aug 31, 2013  
 4-year-old Born between Sept 1, 2011, and Aug 31, 2012  
 5-year-old Born before Sept 1, 2011

### **2017 Fair Dairy Cattle ages**

Spring Calf Born after Mar 1 2017 and prior to Apr 30, 2017  
 Winter Calf Born between Dec 1 2016 and Feb 28, 2017  
 Fall Calf Born between Sept 1 2016 and Nov 30, 2016  
 Summer Yearling Born between June 1, 2016 and Aug 31, 2016  
 Spring Yearling Born between Mar 1, 2016, and May 31, 2016  
 Winter Yearling Born between Dec 1, 2015 and Feb28, 2016  
 Fall Yearling Born between Sept 1, 2015, and Nov 30, 2015  
 2-year-old Born between Sept 1, 2014 and Aug 31, 2015  
 3-year-old Born between Sept 1, 2013, and Aug 31, 2014  
 4-year-old Born between Sept 1, 2012, and Aug 31, 2013  
 5-year-old Born before Sept 1, 2012

**Dairy Classes - Show order:** Holstein purebred spring heifer calf, followed by Guernsey purebred spring heifer calf, etc., as listed below.

Class B - Holstein - black/white or red Holstein

Class C - Guernsey

Class D - Jersey

Class E - Brown Swiss

Class F - Other Dairy Breeds



1. P.B. Hfr. Calf, Spring \$9.00-8.00-7.00-5.00
2. P.B. Hfr. Calf, Winter \$9.00-8.00-7.00-5.00
3. P.B. Hfr. Calf, Fall \$9.00-8.00-7.00-5.00
4. P.B. Hfr., Summer Yrlg. \$11.00-9.00-8.00-6.00
5. P.B. Hfr., Spring Yrlg. \$11.00-9.00-8.00-6.00
6. P.B. Hfr., Winter Yrlg. \$14.00-12.00-10.00-8.00
7. P.B. Hfr., Fall Yrlg. \$14.00-12.00-10.00-8.00
8. P.B. Cow, 2-3 yrs. old \$15.00-13.00-11.00-9.00
9. P.B. Cow, 3-4 yrs. old \$15.00-13.00-11.00-9.00
10. P.B. Cow, 4-5 yrs. old \$15.00-13.00-11.00-9.00
11. P.B. Cow, 5 yrs. and older \$15.00-13.00-11.00-9.00
12. P.B. Dry Cow, 3 yrs. old and over \$15.00-13.00-11.00-9.00
13. Gr. Hfr. Calf, Spring \$8.00-7.00-6.00-5.00
14. Gr. Hfr. Calf, Winter \$8.00-7.00-6.00-5.00
15. Gr. Hfr. Calf, Fall \$8.00-7.00-6.00-5.00
16. Gr. Hfr. Summer, Yrlg. \$8.00-7.00-6.00-5.00
17. Gr. Hfr. Spring, Yrlg. \$8.00-7.00-6.00-5.00
18. Gr. Hfr. Winter, Yrlg. \$11.00-10.00-9.00-8.00
19. Gr. Hfr. Fall, Yrlg. \$11.00-10.00-9.00-8.00
20. Gr. Cow, 2-3 yrs. old \$12.00-11.00-10.00-8.00
21. Gr. Cow, 3-4 yrs. old \$12.00-11.00-10.00-8.00
22. Gr. Cow, 4-5 yrs. old \$12.00-11.00-10.00-8.00
23. Gr. Cow, 5 years and older \$12.00-11.00-10.00-8.00
24. Gr. Dry Cow, 3 yrs. old and over \$12.00-11.00-10.00-8.00

**Dairy Awards:**

Junior Champion - Ribbon

Champion Female – Ribbon

**Jersey Ribbons donated by the AJCA**

Champion Holstein and the Junior Champion Holstein Trophies **Donated by Holstein Breeders Association**

Champion Female Guernsey Trophy **Donated by Deerbrook Farms**

Champion Female Jersey Trophy **Donated by Chad & Carrie Wincentsen**

Champion Brown Swiss Trophy, **Donated North Star Co-Operative**

Champion Female Other Breeds **Donated by Sandy Ridge Farms**

Supreme Champion Dairy Female Trophy **Donated by Mackiewicz Farms LLC.**

**Best Udder Overall Trophy donated by Schuessler Dairy**

**Class G - Dairy Club Exhibits**

1. Dairy club exhibit - This class to consist of 6 Females, with limit of 3 cows, from 2 or more different exhibitors. Animals may be of different breeds and can be either purebred or grade. Only 1 entry per club or chapter is permitted.

**Class H - Dairy Herd Exhibits - Regular Judging**

1. Individual herd exhibit - grade and purebred - This class shall consist of the best 3 females, all of which shall be carried as a project by the exhibitor.

Ribbons to be awarded in this class: 1-2-3-4

2. Produce of dam - purebreds only - To consist of 2 animals, any age, in the same herd that are produce of the same cow. (Bulls not allowed.) Both animals shall be carried as a project by the same exhibitor.

3. Daughter and dam class - purebreds only. Get of Sire, purebred only, any age, shall consist of two animals, sired by the same bull. Both animals shall be carried as a project by the same exhibitor. \$5.00 4.00 3.00 2.00

**Senior Dairy Exhibitor Award** - Any 4-H or FFA member 9th grade or up as of January 1 may be considered for this award. The exhibitor shall receive at least one blue in a dairy class and a blue ribbon in showmanship. The dairy committee will select the recipient based on exhibitor's cooperativeness, neatness, and display of animals during the day of show. Exhibitor may only win award once. In the event that no one meets the criteria, the dairy committee will decide who will receive the award. **Donated by Lonely Elms Farm, Norbert Schroepfer.**

Swine Judging will be on Wednesday night in the Livestock Pavilion at 6:00 pm; senior, intermediate, junior showmanship followed by Market Class. Beef & sheep judging will be Thursday in Livestock Pavilion; the Market show will start at 10:00 am with the beef show: senior, intermediate, junior showmanship, breeding and then market class. At approximately 1:00 pm the sheep show will begin; senior, intermediate, junior showmanship, breeding and then market class. Family weigh-ins for each species will be allowed at a maximum of 2 animals per market class per child. Family is defined as immediate family living in the home. No animal shall be re-weighed. Each exhibitor will have one opportunity to weigh their animal. The only exception will be immediate re-weighing if there is a question of discrepancy.

Any exhibitor unable to attend the first mandatory meeting should choose one chapter in their age appropriate 4-H literature (available at the extension office). They do not have to write in the booklet however they need to read the chapter and then present a verbal report at a Market Animal Meeting by April 1<sup>st</sup> or the exhibitor will be unable to sell.

The 2<sup>nd</sup> meeting (July) of the Market Animal Committee will be mandatory with youth and a parent/responsible adult. Failure to attend will result in youth not being able to sell their animal. The meeting will be held at the Fairgrounds. Contact a chairperson if unable to attend.

**Department 2  
Beef**

*Livestock Barn - Thursday, 10:00 AM.*

- Beef exhibitors shall follow state health rules listed in front of this book. Bring your own feed and bedding.
- Beef need to arrive the Wednesday of the fair between 8am-2pm
- Final weigh-in will be held Wednesday between 4:00pm-5:00pm
- All animals shall be fed by the exhibitor, Stall and surrounding areas shall be kept clean during the fair or premiums will be withheld.
- Cleaning of animals and stalls shall be done by 10am on Friday, Saturday & Sunday of the fair. 4-H clubs shall clean out their stalls after exhibits are released on Sunday of the fair.
- Youth ages 12 & over are asked to help with barn clean up on Monday at 9am, the day after the fair closes.
- Breeding cow shall not have calf at side in show ring.
- No animal shall be reweighed. Each exhibitor will have one opportunity to weigh their animal. The only exception will be immediate reweigh if there is a question of a discrepancy.
- **Show Dress Code:** The Market Animal Committee encourages proper show attire at all times while you are showing your animal. Show attire may affect your placing in showmanship; deductions for show attire will be at the judge's discretion.
- Stall decorating may be done any time after **2 p.m. on Tuesday.**

Showmanship Trophies- Winner in each division, **Donated by Quinlan's Equipment.**  
The top Showman from each of the three age divisions will compete for the top beef showmanship award. Embroidered jacket **sponsored by: Elizabeth Rettinger Christian and Amanda Rettinger.**

**Class A - Beef Showmanship- This will be the last class of the beef show**

Exhibitor may enter one animal in showmanship that is also entered in a regular beef class. Exhibitor shall show own animal. Judging will be on appearance and cleanliness of animal, exhibitor's leading and posing of animal, and alertness of exhibitor.

**Order of Show will be determined by the judge**

1. Senior Showmanship - 9th grade and up as of January 1
  2. Intermediate Showmanship - 6th-8th grade as of January 1
  3. Junior Showmanship -3rd -5th grade as of January 1
- \$3.00 2.50 2.00 1.50

**Beef Age Classifications for 2016-2017** – See descriptions in front of fairbook

**Class B - Beef Breeding Class – Animal must be registered (registration papers will be checked)**

1. Bull calf, junior \$9.00-8.00-7.00-5.00
2. Bull calf, senior \$9.00-8.00-7.00-5.00
3. Heifer calf, junior \$9.00-8.00-7.00-5.00
4. Heifer calf, senior \$11.00-9.00-7.00-5.00
5. Heifer, summer yearling \$11.00-9.00-7.00-5.00
6. Heifer, junior yearling \$11.00-9.00-7.00-5.00
7. Heifer, senior yearling \$11.00-9.00-7.00-5.00
8. Cow, 2 yrs. old \$8.00-7.00-6.00-5.00
9. Cow, 3 yrs. and older \$8.00-7.00-6.00-5.00
10. Cow and calf as pair \$5.00-4.00-3.00-2.00

Animals must be registered (registration papers will be checked). **Champion Beef Female Purebred Ribbon**

**Class C - Beef Crossbred Breeding Class - crossbred beef or dairy-beef**

1. Bull calf, junior Ribbon
2. Bull calf, senior Ribbon
3. Heifer calf, junior \$9.00-8.00-7.00-5.00
4. Heifer calf, senior \$11.00-9.00-7.00-5.00
5. Heifer, summer yearling \$11.00-9.00-7.00-5.00
6. Heifer, junior yearling \$11.00-9.00-7.00-5.00
7. Heifer, senior yearling \$11.00-9.00-7.00-5.00
8. Cow, 2 yrs. old \$8.00-7.00-6.00-5.00
9. Cow, 3 yrs. and older \$8.00-7.00-6.00-5.00
10. Cow and calf as pair \$5.00-4.00-3.00-2.00

**Champion Beef Female Crossbred Ribbon**

**Beef Crossbred Breeding Class Awards:**

Beef Breeding Champion Trophy - Donated by Springbrook Show Steers in Loving Memory of Emil Matuszewski

Beef Breeding Reserve Champion Trophy - Donated by Farm Bureau

Beef Crossbred Breeding Champion Trophy- Donated by Springbrook Show Steers in Loving Memory of Emil Matuszewski

Beef Crossbred Breeding Reserve Champion Trophy – Donated by Farm Bureau

Supreme Champion Beef Female – Plaque donated by Mike Mackiewicz

**Beef Market Classes:**

1. Cattle showing evidence of having their natural color altered will be prohibited from showing. No foreign matter, added hair or artificial hair will be allowed on any beef entry. No artificial filling of animals will be allowed at any time on the fair grounds.
2. Clipping and grooming of exhibits while on the Fairgrounds can be done by the exhibitor, his or her immediate family, which includes father, mother, sister, brother, legal guardian or step parent with proof of relationship, and/or other participating exhibitor, Glade County 4-H Leader/FFA Leader.

**Class D – Crossbred Beef Market Class - beef breeds, crossbred beef, dairy-beef cross – Animals shall weigh at least 950 pounds and grade select or better to be eligible for the Market Animal Sale**

1. Junior Prospect Calf – Born January 1, 2013 – May 15, 2013- Ribbon Class
  2. Market beef - specify if heifer or steer on entry form
- \$8.00 7.00 6.00 5.00

**Class E – Purebred Beef Market Class – Must be registered with the breed association – Animals shall weigh at least 950 pounds and grade select or better to be eligible for the Market Animal Sale.**

1. Purebred Beef – specify if heifer or steer on entry form.

\$8.00 \$7.00 \$6.00 \$5.00

\*Registration papers will be shown at the final weigh-in.

Please Note: If a purebred fails to present proper registration papers, they will be moved to the crossbred class. If it conflicts with another entry, one will need to go home.

**Class F – Dairy Beef Market Class – Must be a full dairy breed. They may be a cross using the six dairy breeds: Holstein, Jersey, Guernsey, Brown Swiss, Milking Shorthorn, and Ayrshire. Animals shall weigh at least 950 pounds and grade select or better to be eligible for the Market Animal Sale.**

1. Dairy beef – specify if heifer or steer on entry form

\$8.00 7.00 6.00 5.00

**\*\*One overall grand and reserve champion will be selected from the three beef classes consisting of Crossbred Beef, Purebred Beef, and Dairy Beef Classes to sell in the Market Animal Sale.**

**Class G - Beef Carcass Class**

Open only to 4-H and FFA members who are entered in the 4-H and FFA market animal show and Beef Market Class D,E or F. The carcass judging will be done at the carcass evaluation after the fair.

1. Beef Carcass

\$6.00 5.00 4.00 3.00

Champion Beef Carcass Trophy- Justin & Sara Schroeffer

**Performance Award** - Based on performance in the beef market class as measured by the Langlade County Youth Fair Market Animal judge and the carcass judge. The performance award will be based on each individual animal in each market class.

- 2 points per place for Showmanship Class: Blue/1<sup>st</sup> = 8, Red/2<sup>nd</sup>=6, White/3<sup>rd</sup>=4, pink/4<sup>th</sup>=2 points
- 2 points per placing in Market Class: Blue/1<sup>st</sup> = 8, Red/2<sup>nd</sup>=6, White/3<sup>rd</sup>=4, pink/4<sup>th</sup>=2 points
- 2 points per placing Carcass: Blue/1<sup>st</sup> = 8, Red/2<sup>nd</sup>=6, White/3<sup>rd</sup>=4, pink/4<sup>th</sup>=2 points
- Add these up
- Average Daily Gain (ADG), as figured by the MASS Committee X 5
- Add this to the above number.

\*Tie Breaker—will go by the animal that places the highest in the carcass evaluation.

Performance Award Trophy- **Donated by Heartland Cooperative. (Antigo Country Store)**

**Average Daily Gain Awards** –The highest rate of gain will receive a trophy and \$50. Runner up will receive \$25. **Donated by Townline Feeds, Ken and Carrie Shestak.**

Breeding Stock Performance Award:

- ◆ 2 pts for showmanship
- ◆ 1 pt for market
- ◆ 1 pt for carcass
- ◆ 2 pts for cow/calf pair
- ◆ 2 pts per placing per each breeding class  
1<sup>st</sup> = 8 2<sup>nd</sup>=6 3<sup>rd</sup>=4 4<sup>th</sup>=2

**Trophy donated by Heartland Cooperative (Antigo Country Store)**

### Department 3

#### Swine

*Livestock Barn - Wednesday, 6 PM.*

- Stall decorating may be done any time after 2 p.m. on Tuesday. Swine exhibitors shall follow state health rules listed in front of this book. Bring your own feed and bedding. All animals shall be fed by the exhibitor and stalls and area kept clean during the fair or premiums will be withheld. Cleaning and care of animals and stalls shall be done by 10 a.m. on Wednesday, Thursday, Friday, Saturday and Sunday of the fair. 4-H clubs shall clean out their stalls after exhibits are released on Sunday of the fair. Youth ages 12 & over are asked to help with barn clean up on Monday at 9 a.m., the day after the fair. Swine are to be brought to the fairgrounds on Tuesday, 6-8 PM.
- At the final weigh-in for swine, member may weigh two pigs in. No animal shall be reweighed. Each exhibitor will have one opportunity to weight their animal. The only exception will be immediate reweigh if there is a question of a discrepancy. Exhibitor must select which pig will be for the market class.
- By 8:00pm of the final weigh-in any swine not selected must be removed from the facility. **This is not a terminal show.**
- **Show Dress Code:** The Market Animal Committee encourages proper show attire at all times while you are showing your animal. Show attire may affect your placing in showmanship; deductions for show attire will be at the judge's discretion.

**Class A - Swine Showmanship-This will be the last class of the swine show**

Exhibitor may enter one animal in showmanship that is also entered in a regular swine fair class. Exhibitor shall show own animal. Judging will be on appearance and cleanliness of animal, exhibitor's leading and posing of animal, and alertness of exhibitor.

**Order of Show – To be determined by the judge**

1. Senior Showmanship - 9th grade and up as of January 1
2. Intermediate Showmanship - 6th-8th grade as of January 1
3. Junior Showmanship – 3rd -5th grade as of January 1

\$3.00 2.50 2.00 1.50

Showmanship Trophies: given to first place winners in each division. **Donated by Quinlan's Equipment.**

The top showman from each of the three age divisions will compete for the top swine showmanship award.

**Embroidered jacket sponsored by: Elizabeth Rettinger Christian and Amanda Rettinger.**

**Class B - Swine Market Class** - pigs born after January 1 of current year

The Market Animal weigh-in committee will split the class according to weight and number of entries. Animals shall weigh at least **235** pounds to be eligible for the Market Animal Sale. **Hogs weighing over 300 pounds will sell at 300 pounds.**

1. Market pig - barrow or gilt

\$5.00 4.00 3.00 2.00

**Class C - Swine Carcass Class**

Open only to 4-H and FFA members who are entered in the 4-H and FFA market animal show and Swine Market Class B. The carcass judging will be done at the carcass evaluation after the fair. Judging criteria will be determined by the judge based on current industry standards.

1. Swine Carcass

\$6.00 5.00 4.00 3.00

Champion Swine Carcass Trophy - **Donated by Gary and Mary Moseman.**

**Class D-Swine Breeding Gilt Class**

Gilts can be purebred or cross bred born between January 1<sup>st</sup> and March 31<sup>st</sup>. The gilts will be shown by weight so registration papers for purebred gilts are not required. Gilts will be weighed in at the second swine weigh in held at the fair. The Market Animal weigh in committee will be split the class according to weight and number of entries. There is not a minimum or maximum weight. Exhibitor must delegate the gilt as their breeding gilt; a breeding gilt cannot be shown in the Market Animal class.

1. Breeding Gilt

\$3.00 2.50 2.00 1.50

Champion and Reserve Champion Trophies -**Sponsored by Amanda Rettinger**

**Class E-Pen of Swine**

Regular Judging, ribbon class

1. Any two pigs, one market pig and one gilt pig, entered by the same exhibitor

Ribbon class

**Performance Award** - Based on performance in the swine market class as measured by the Laclede County Youth Fair Market Animal Livestock judge and the carcass judge.

- 2 points per place for Showmanship Class: Blue/1<sup>st</sup> = 8, Red/2<sup>nd</sup>=6, White/3<sup>rd</sup>=4, pink/4<sup>th</sup>=2 points
- 2 points per placing in Market Class: Blue/1<sup>st</sup> = 8, Red/2<sup>nd</sup>=6, White/3<sup>rd</sup>=4, pink/4<sup>th</sup>=2 points
- 2 points per placing Carcass: Blue/1<sup>st</sup> = 8, Red/2<sup>nd</sup>=6, White/3<sup>rd</sup>=4, pink/4<sup>th</sup>=2 points
- Add these up
- Average Daily Gain (ADG), as figured by the MASS Committee X 5
- Add this to the above number.

\*Tie Breaker—will go by the animal that places the highest in the carcass evaluation.

Performance Award Trophy- **Donated by Heartland Cooperative(Antigo Country Store)**

**Breeding Stock Performance Award for Swine**

- 2 points for showmanship
- 1 point for market
- 1 point for carcass
- 1 point for pen of swine
- 2 points per placing per each breeding class

\*Tie Breaker—will go by the animal that places the highest in the carcass evaluation.

Breeding Stock Performance Award - **Trophy donated by Amanda Rettinger**

Average Daily Gain Awards –The highest rate of gain will receive a trophy and \$50. Runner up will receive \$25. **Donated by Townline Feeds, Ken & Carrie Shestak.**

**Department 4**

**Sheep**

*Livestock Barn – Thursday, 2 PM.*

- Stall decorating may be done any time after 2 p.m. on Tuesday.
- Sheep exhibitors shall follow state health rules listed in front of this book.
- Bring your own feed and bedding. All animals shall be fed by the exhibitor and stalls and area kept clean during the fair or premiums will be withheld. Cleaning and care of animals and stalls shall be done by 10 a.m. on Friday, Saturday, and Sunday of the fair.

- 4-H clubs shall clean out their stalls after exhibits are released on Sunday of the fair. Youth ages 12 & over are asked to help with barn clean up on Monday at 9 a.m., the day after the fair closes.
- Sheep are to be brought to the fairgrounds on Wednesday 8:00 am- 9:00 p.m.
- Final sheep weigh-in will be Wednesday from 3:00-4:00pm.
- No animal shall be reweighed. Each exhibitor will have one opportunity to weigh their animal. The only exception will be immediate reweigh if there is a question of a discrepancy.
- **Show Dress Code:** The Market Animal Committee encourages proper show attire at all times while you are showing your animal. Show attire may affect your placing in showmanship; deductions for show attire will be at the judge's discretion.
- *Lambs shall weigh at least 95 lbs, there will be no maximum market weight. However the buyer for the market animal sale will not pay more than 150 lbs. the judge will score the lamb to sell.*

**Class A - Sheep Showmanship-This will be the last class of the sheep show**

Exhibitor may enter one animal in showmanship that is also entered in a regular fair sheep class. Exhibitor shall show own animal. Judging will be on appearance and cleanliness of animal, exhibitor's leading and posing of animal, and alertness of exhibitor.

**Order of Show – To be determined by the judge**

1. Senior Showmanship - 9th grade and up as of January 1
  2. Intermediate Showmanship - 6th-8th grade as of January 1
  3. Junior Showmanship – 3<sup>rd</sup> - 4th-5th grade as of January 1
- \$3.00 2.50 2.00 1.50

Showmanship Trophies: given to first place winners in each division. **Donated by Quinlan's Equipment.**

The top showman in each of the three age divisions will compete for the top sheep showmanship award. Embroidered jacket **Sponsored by:**

**Elizabeth Rettinger Christian and Amanda Rettinger.**

**Class B - Sheep Breeding Class – Meat Breeds** (Breeds include Suffolk, Hampshire, Dorset, Cheviot, Oxford, Shropshire, Southdown)

**Class C – Sheep Breeding Class – Wool Breeds** (Breeds include Columbia, Corriedale, Leicester, Montadale, Rambouillet, Targhee)

**Class D – Sheep Breeding Class – Any Other Recognized Breed**

1. Spring Ewe Lamb
  2. Winter Ewe Lamb
  3. Fall Ewe Lamb
  4. Yearling Ewe
  5. Mature Ewe
- Premiums: \$5.00 4.00 3.00 2.00

Champion Sheep – Meat – Ribbon  
 Champion Sheep – Wool – Ribbon  
 Champion Sheep – Other – Ribbon  
 Champion Breeding Ewe Trophy **Sponsored by Amanda Rettinger**

**Class E - Sheep Market Class**

Lambs in the market class should be slick-shorn within 14 days of show date. Ewe lambs may be shown in either the breeding or market class, but not both. Class may be split by judge into two lots according to number of entries. Animals shall weigh between 95 and 150 pounds.

1. Market Lamb
- \$5.00 4.00 3.00 2.00

**Class F - Sheep Carcass Class**

Open only to 4-H and FFA members who are entered in the 4-H and FFA market animal show and Sheep Market Class C. The carcass judging will be done at the carcass evaluation after the fair.

1. Sheep Carcass
- \$6.00 5.00 4.00 3.00

Champion Sheep Carcass Trophy - Donated by Gary and Mary Moseman.

**Performance Award:** Based on performance in the sheep market class as measured by the Langlade County Youth Fair Market Animal Livestock judge and the carcass judge.

- 2 points per place for Showmanship Class: Blue/1<sup>st</sup> = 8, Red/2<sup>nd</sup>=6, White/3<sup>rd</sup>=4, pink/4<sup>th</sup>=2 points
- 2 points per placing in Market Class: Blue/1<sup>st</sup> = 8, Red/2<sup>nd</sup>=6, White/3<sup>rd</sup>=4, pink/4<sup>th</sup>=2 points
- 2 points per placing Carcass: Blue/1<sup>st</sup> = 8, Red/2<sup>nd</sup>=6, White/3<sup>rd</sup>=4, pink/4<sup>th</sup>=2 points
- Add these up
- Average Daily Gain (ADG), as figured by the MASS Committee X 5
- Add this to the above number.

\*Tie Breaker—will go by the animal that places the highest in the carcass evaluation.

Performance Award Trophy - donated by Heartland Cooperative (Antigo Country Store)

Average Daily Gain Awards—The highest rate of gain will receive a trophy and \$50. Runner up will receive \$25. **Donated by Townline Feeds, Ken & Carrie Shestak.**

**Class G – Pair of Lambs – Regular Judging**

1. Pair of Lambs – Any two lambs – spring, winter, fall ewe lamb, or market lamb owned by the same exhibitor.
- \$5.00 4.00 3.00 2.00

**Class H - Flock Exhibit - Regular Judging**

1. Flock of three sheep (all three sheep must be entered by one exhibitor).One must be a mature ewe or yearling ewe. Example: one mature ewe, one spring ewe lamb, one market lamb, or one mature ewe, one yearling ewe, one spring ewe lamb.

\$5.00 4.00 3.00 2.00

**Class I – Wool / Fleece Section –** No more than 12 months growth. Fleece from one animal. Clean or unclean fleece from one animal. Fleece to be exhibited packed loosely in clear bag so as not to impair character or attractiveness. Fleece will be judged following the flock exhibit class. After the fleece judging, it will be brought over to Department 10, Vet Science, for display.

\$5.00 \$4.00 \$3.00 \$2.00

Breeding Stock Performance Award:

- ◆ 2 pts for showmanship
- ◆ 1 pt for market
- ◆ 1 pt for carcass
- ◆ 2 pts for flock
- ◆ 2 pts for pair of lambs
- ◆ 2 pts per placing per each breeding class  
1<sup>st</sup>=8   2<sup>nd</sup>=6   3<sup>rd</sup>=4   4<sup>th</sup>=2

**Trophy donated by Heartland Cooperative (Antigo Country Store)**

Senior Livestock Exhibitor Award - Any 4-H or FFA member 9th grade or up as of January 1 may be considered for this award. The exhibitor shall receive at least one blue in a livestock class and a blue in showmanship. The livestock committee will select the recipient based on exhibitor's cooperativeness, neatness, and participation in the livestock projects. Exhibitor may only win this award once. **Donated by Dan and Ruth Rettinger.**

4-H and FFA Market Animal Show and Trophies:

The following trophies will be awarded to 4-H and FFA members at the market animal sale:

- Champion and Reserve Champion Market Beef – Donated by Farm Beau**
- Champion and Reserve Champion Market Swine - Donated by Richmadee Farm, Richard Deede.**
- Champion Market Sheep - Donated by Mattoon Market**
- Champion and Reserve Champion Rosettes Donated by 4-H Leaders Association.**
- Reserve Champion Market Sheep- Donated by Mattoon Market**

**Department 5**

**Dairy Goats**

*Livestock Barn, will be judged following dairy on Friday*

- All animals must be fed by the exhibitor and stalls and area kept clean during the fair or premiums will be withheld. Cleaning must be done daily by 10 a.m. Exhibitors shall clean out their stalls after exhibits are released on Sunday of the fair. Youth ages 12 and over are asked to help with barn clean up on Monday, the day after the fair closes. Read health rules in front of this book. **Goats may have horns intact with proper covering (ie. Rubber hose tubing).** Goats are to be brought to the fairgrounds on Wednesday, Noon to 6 p.m. Goats will be judged first, followed by llamas. Stall decorating may be done any time after 2 p.m. Tuesday. Open to purebred or grade goats. Purebreds shall be registered, papers will be checked. **Sexually-intact goats of any age, and all other goats 12 months of age and older, must be identified with official scrapie ear tags.** All milk produced by lactating does is the full responsibility of the exhibitor.
- **Goats Breeds by their use:** This list is a composite of different sources. The judge's decision as to use is final.
  - **Dairy:** Alpine (French, British, American), Anglo-Nubian, Gold Guernsey, LaMancha, Nigerain Dwarf, Nubian (Considered dual purpose under old standard), Oberhasli, Rove, Saanen, Sable, Toggenburg, Kinder
- **Definitions:**
  - Junior Kid – Born April and May of Current year, 2014
  - Senior Kid – Born January – March of current year, 2014
  - Junior Yearling – Born August – December of previous year, 2013
  - Senior Yearling – Born January and July of previous year, 2013

**Class A - Goat Showmanship**

Exhibitor may enter one animal in showmanship that is also entered in a regular fair goat class. Exhibitor shall show own animal. Judging will be on appearance and cleanliness of animal, exhibitor's leading and posing of animal, and alertness of exhibitor.

1. Senior Showmanship - 9th grade and up as of January 1
  2. Intermediate Showmanship - 6th-8th grade as of January 1
  3. Junior Showmanship - 3rd-5th grade as of January 1
- \$3.00   2.50   2.00   1.50

First Place winner in each division will each receive a trophy.

**Class B – Dairy Goats**

1. Junior Doe Kid
  2. Senior Doe Kid
  3. Junior Yearling doe
  4. Senior Yearling doe, 12 to 24 months, not milking
  5. Yearling Milker, under 2 years, milking
  6. Junior Milker, 2 and 3 years
  7. Mature Milker, 4 and 5 years
  8. Aged Milker, 5 years and older
  9. Dry Doe
- \$5.00   4.00   3.00   2.00

### Class C- Goat Herd Exhibits

1. Individual Herd Exhibit- Grade or Purebred- shall consist of the best females all of which shall be carried as a project by the exhibitor.  
\$5.00 4.00 3.00 2.00

**Department 6  
Horse and Pony**  
Horse Barn/Arena  
Judging Classes-Wednesday 9 AM  
Ribbon Classes- Saturday 9 AM

**It is a privilege to participate at the Langlade County Fair; however, this privilege can be revoked. Exhibitors, parents, guardians, leaders and volunteers are expected to conduct themselves in an appropriate manner at all times.**

1. All horses shall abide by health rules as listed in health regulations of this fair book. The original negative report for a test for equine infectious anemia (Coggins test) conducted within the calendar year must be shown; a copy will be made and kept at the Extension office. All horses shall have current vaccinations. Proof of vaccinations should be attached to the entry form. Horse or pony exhibitors must submit vaccination certificates or proof of vaccination to the Extension Office no later than July 1st in order to show their horse at the fair.
2. Department 6 classes are open only to 4-H members participating in the horse and pony project. These members may also enter Department 10, Vet Science, Class B-Horseless Horse, Department 20, Photography, Class C – Animal Photography; and Department 26, Clothing, Classes G, J, and K.
3. Horse exhibitors must be in 3<sup>rd</sup> grade in order to exhibit. A maximum of two animals may be entered by a single exhibitor. One shall be owned by the project member (or their family); the other may be managed by the exhibitor as defined by project requirements. **Managed means the animal is under the care of the exhibitor, i.e. care, expenses, grooming, exercising, etc. Managerial statements are available from the Extension Office. If you manage a horse/pony, you shall bring the completed managerial statement to the Extension office by May 1.** For those families who own, up to three exhibitors from the same family may enter the same animal in showmanship or horsemanship in different classes. One of the exhibitors from the same family may also enter the same animal in either the pleasure or halter class.
4. Horseless Horse-The animal shall be owned and exhibited by another 4-H horse project member; it can be entered by more than one 4-H member in different classes. The horseless project member may enter horseless horse showmanship class, horseless walk-trot horsemanship and judging horse class.
5. ***Each horse may receive only two paid premiums.*** One will be in either the showmanship or horsemanship class under the Danish system and one will be in either halter or pleasure under regular judging. (Note the classes to be paid premiums on your entry form). Premiums are paid only to top four winners in regular judging classes. Ribbons awarded for the remaining premium places, non-premium entries and Danish judging class winners.
6. Proof of the animals' age and breed shall be furnished if requested. Age of equines is as of January 1 of current year. Only stallions born on or after January of fair year may be shown. Equines under 2 years of age must be shown at halter. Suckling colts may be shown with mare; mare is not to be judged. Two-year-olds may be shown at halter or under saddle.
7. Ponies may only enter riding classes designated as a pony class. Ponies include heights of 56" and under. Any equine over 56" is considered a horse. If a purebred registered horse measures as a pony, it must be entered as a horse. Only a half-registered horse (such as a half Arab) measuring as a pony, may be shown as a pony.
8. **Veterinary (from Certified Equine Vet) excuses allowing for animals to exhibit, but not stall at the fair must be approved by the Fair Board no later than July 1<sup>st</sup>.** No prior veterinary excuses will be accepted for removal of animals from the fairgrounds once they have arrived. Any excuses for removal on an animal during the fair time must be signed by the attending veterinarian, and witnessed by a fair board member. If an excuse is altered by a 4-H member, that member will not be allowed to exhibit and any earned premiums will be withheld. Animals approved to exhibit but not stalling cannot enter any other competitions during fair time.
9. If there are not enough stalls available for the number of animals entered, some exhibitors may volunteer not to stall at the fair horse barn. A drawing of those volunteers will be held to determine which animals that will be.
10. Stall decorating may be done any time after 2 p.m. on Tuesday until check-in time on Wednesday 8:00 a.m. No decorating should be done after this time.
11. Check in times for all equine will be on Wednesday from 8:00 a.m. to 6:00 p.m. Exhibitors shall contact a horse and pony board member or horse fair chairperson right away if you cannot exhibit your animal, will be late getting it to the fair, other conflicts or special requests. Each exhibit must have a serviceable halter with lead, water bucket, salt and adequate amount of feed brought with it and kept in the barn during the fair. Stall bedding will be provided by the horse and pony project. The time and areas for exercise will be set by the horse and pony project board. The exhibitors are responsible to supervise and care for their animal(s). They should keep the stall and barn areas clean during the fair. Care of the animal and stall cleaning should be done by 10:00 a.m. Barn hours are 6:00 a.m. to 10:30 p.m. for exhibitors, 10:00 a.m. to 10 p.m. for the public. Exhibitors shall clean out their stall after exhibits are released at 5:00 p.m. on Sunday of the fair. Youth ages 12 and over are asked to help with barn clean up on Monday after the fair closes. Those who keep their horse trailers at the fair are responsible for cleaning up the area around them.
12. Exhibitors will follow Wisconsin 4-H horse project rules for proper attire and equipment. Helmets will be worn while mounted on or driving a horse or pony. Riding classes (English and Western) – snaffle and bosal allowed for horses 5 years old and under.
13. Only blue and red ribbon place winners may enter championship classes.
14. 4-H members 6<sup>th</sup> grade and up who receive a blue ribbon in a showmanship, horsemanship, pleasure or trail class qualify to enter the State 4-H Horse Expo Show in that class. 4-H members 6<sup>th</sup> grade and up who participate at the county fair in the premium class qualify for State Gymkhana.
15. FFA Members must abide by all 4-H rules & regulations to show at the Langlade County Fair.

**Individual Stall Decoration Prizes** – Regular Judging (Judging is on creativity, uniqueness, cleanliness and style). Prizes are sponsored by the horse and pony project.

\$30.00 25.00 20.00 15.00 10.00 5.00

**Class A-Halter– Regular Judging** (The animal exhibited is judged on their conformation, representation of breed standard and good manners.)

1. Pony at Halter
2. Western at Halter
3. English at Halter
4. Draft at Halter

\$9.00 8.00 7.00 6.00

**Class B – Showmanship- Danish Judging-** Each exhibitor is judged on their presentation and ability to fit, groom and show the horse/pony from the ground. STATE QUALIFYING

1. Western showmanship – 3rd-5th grade
2. Western showmanship – 6<sup>th</sup> – 8<sup>th</sup> grade
3. Western showmanship - 9<sup>th</sup> – 13<sup>th</sup> grade
4. English Hunt Showmanship – 3rd-5th grade
5. English Hunt Showmanship – 6<sup>th</sup> – 8<sup>th</sup> grade
6. English Hunt showmanship – 9<sup>th</sup>-13<sup>th</sup> grade
7. English Saddle Seat Showmanship – 3<sup>rd</sup> – 5<sup>th</sup> grade
8. English Saddle Seat Showmanship – 6<sup>th</sup> – 8<sup>th</sup> grade
9. English Saddle Seat Showmanship – 9<sup>th</sup> – 13<sup>th</sup> grade
10. Draft horse showmanship, 3rd-13<sup>th</sup> grade
11. Horseless horse showmanship, English or Western, 3<sup>rd</sup> – 13<sup>th</sup> grade
12. Therapeutic showmanship, 3<sup>rd</sup> – 13<sup>th</sup> grade

**4-H Champion and Reserve Champion Showmanship – Rosettes**

\$9.00 8.00 7.00 6.00

**Class C- English Equitation—Danish Judging** – Riders are judged on their style and ability to show the mount under saddle for English riding. STATE QUALIFYING

1. English Equitation, Ponies 56 inches & under – 3<sup>rd</sup> – 5<sup>th</sup> grade
2. English Equitation, Ponies 56 inches & under – 6<sup>th</sup>-8<sup>th</sup> grade
3. English Equitation, Ponies 56 inches & under – 9<sup>th</sup> -13<sup>th</sup> grade
4. English Equitation, Hunt Seat – 3rd- 5<sup>th</sup> grade
5. English Equitation, Hunt Seat – 6<sup>th</sup> – 8<sup>th</sup> grade
6. English Equitation, Hunt Seat - 9th-13th grade
7. English Equitation, Saddle Seat – 3rd- 5th grade
8. English Equitation, Saddle Seat – 6<sup>th</sup> – 8<sup>th</sup> grade
9. English Equitation, Saddle Seat - 9th-13th grade

**4-H Champion and Reserve Champion English Equitation– Rosettes**

\$9.00 8.00 7.00 6.00

**Class D- English Pleasure - Regular judging** (The horse/pony is judged on its performance, good manners and as a pleasurable ride.) STATE QUALIFYING

1. English Pleasure- Ponies 56 inches and under - 3<sup>rd</sup> -5<sup>th</sup> grade
2. English Pleasure – Ponies 56 inches and under – 6<sup>th</sup> – 8<sup>th</sup> grade
3. English Pleasure- Ponies 56 inches and under - 9<sup>th</sup>-13<sup>th</sup> grade
4. English Pleasure, Horse Hunt Seat – 3rd- 5th grade
5. English Pleasure, Horse Hunt Seat – 6<sup>th</sup> – 8<sup>th</sup> grade
6. English Pleasure, Horse Hunt Seat - 9th-13th grade
7. English Pleasure, Horse Saddle Seat – 3rd- 5th grade
8. English Pleasure, Horse Saddle Seat – 6<sup>th</sup> – 8<sup>th</sup> grade
9. English Pleasure, Horse Saddle Seat – 9<sup>th</sup>-13<sup>th</sup> grade

**4-H Champion and Reserve Champion English Pleasure– Rosettes**

\$9.00 8.00 7.00 6.00

**Class E – Horseless Horse, Walk – Trot and Therapeutic – Danish Judging-** STATE QUALIFYING

1. Horseless Horse Walk-Trot Horsemanship – English or Western
2. Walk-Trot Horsemanship – English or Western (No other canter classes may be entered)
3. Therapeutic Horsemanship – English or Western, 3<sup>rd</sup> – 13<sup>th</sup> grade (Judging is on the total effort of the horse and rider to communicate and work together.)

\$9.00 8.00 7.00 6.00

**Class F – Driving Class – Danish Judging-** STATE QUALIFYING

1. Obstacle Driving – 3<sup>rd</sup> – 13<sup>th</sup> grade (The horse/pony is judged on performance around or over obstacles and response to driver)



- Reinsmanship Driving – 3<sup>rd</sup> – 13<sup>th</sup> grade (The exhibitor is judged on skill and expertise in handling the driving animal.)  
\$9.00 8.00 7.00 6.00

**Class G – Driving Class – Regular Judging- STATE QUALIFYING**

- Pleasure Driving – 3<sup>rd</sup> – 13<sup>th</sup> grade (The horse/pony is judged on its manner and way of going.)  
\$9.00 8.00 7.00 6.00

**Class H- Western Horsemanship –Danish Judging –** (Riders are judged on their style and ability to show their mount under saddle for Western riding.) STATE QUALIFYING

- Western Horsemanship, Ponies 56 inches and under 3<sup>rd</sup>-7<sup>th</sup> grade
- Western Horsemanship, Ponies 56 inches and under 8<sup>th</sup>-13<sup>th</sup> grade
- Western Horsemanship – 3<sup>rd</sup>-5<sup>th</sup> grade
- Western Horsemanship – 6<sup>th</sup> to 8<sup>th</sup> grade
- Western Horsemanship – 9<sup>th</sup> to 13<sup>th</sup> grade

**4-H Champion and Reserve Champion Western Horsemanship – Rosettes**

\$9.00 8.00 7.00 6.00

**Class I- Western Pleasure- STATE QUALIFYING**

**Regular judging**, the horse/pony is judged on its performance, good manners and as a pleasurable ride.

- Western Pleasure - ponies 56 inches and under– 3rd-7th grade
- Western Pleasure - ponies 56 inches and under - 8th-13th grade
- Western Pleasure- 3<sup>rd</sup> – 5<sup>th</sup> grade
- Western Pleasure - 6<sup>th</sup> – 8<sup>th</sup> grade
- Western Pleasure - 9<sup>th</sup> – 13<sup>th</sup> grade

**4-H Champion and Reserve Champion Western Pleasure – Rosettes**

\$9.00 8.00 7.00 6.00

**Special Awards: Awards will be given out at the end of the classes on Wednesday of the fair.**

- 4-H Gladys Kaiser Horsemanship Trophy:** A traveling trophy awarded to the winner of English Equitation and Western horsemanship championship winner.
  - In the event the same rider wins both English & Western, the individual will be the automatic winner of the trophy.
- Judi D. Hilger Memorial Gymkhana Traveling Trophy.** A traveling trophy awarded to the winner based off an accumulation of points earned at the Fair while competing in timed events. Tied times will result in a sharing of the trophies
- Sue Swartz-Holtz Speed Traveling Memorial Trophy:** A traveling trophy awarded to the winner based off an accumulation of points earned at the fair while competing in the timed events. Award will be presented at the end of the fair by the horse and pony board.

**Class J- Barrels** (Horsemanship-Danish Judging) this will be a pattern.

- Barrels-3<sup>rd</sup>-5<sup>th</sup> grades
  - Barrels-6<sup>th</sup>-8<sup>th</sup> grades
  - Barrels-9-13<sup>th</sup> grades
- \$9.00 \$8.00 \$7.00 \$6.00

**Class K- Trail Classes**(Trail class will judge the horse on performance over obstacles with emphasis on manners and response to the rider.) STATE QUALIFYING

- Trail Class – 3rd-5th grade
- Trail Class – 6<sup>th</sup> – 8<sup>th</sup> grade
- Trail Class – 9<sup>th</sup> -13th grade
- Therapeutic trail, 3<sup>rd</sup> -13<sup>th</sup> grade

**Class L-Judging class of 4 horses** (Danish Judging)

- Judging Class of 4 horses-3<sup>rd</sup>-13<sup>th</sup> grades and any horseless horse member

**Class M – Costume Class – Danish Judging**

- Costume class – 3<sup>rd</sup> -13<sup>th</sup> grade (The costume should be designed for both horse/pony and exhibitor)

**Class N- Model Horses-Taken to Vet Science on Tuesday of fair week, judging is from Noon-7pm**

- Model Horse 3<sup>rd</sup>-5<sup>th</sup> grades as of January 1<sup>st</sup>
  - Model Horse-6<sup>th</sup>-8<sup>th</sup> grades as of January 1<sup>st</sup>
  - Model Horse-9<sup>th</sup>-13<sup>th</sup> grades as of January 1<sup>st</sup>
- \$1.75 \$1.50 \$1.25 \$1.00

**Class O- Hunter Hack Class- Ribbon Class- MUST HAVE PERMISSION/RELEASE FORM turned in by JULY 1<sup>st</sup>.** Hunter hack is an English pleasure class where exhibitors in Hunt seat, tack and attire perform on the flat at a walk, trot, canter and hand gallop, and then jump two low fences.

1. 3<sup>rd</sup>-5<sup>th</sup> Grade
2. 6<sup>th</sup>-8<sup>th</sup> Grade
3. 9<sup>th</sup>-13<sup>th</sup> Grade

***The following Horse & Pony Classes are Ribbon Classes Only. Saturday – 9 a.m. – Horse Arena. Ribbons will be awarded for first through fifth place and are based on the best time. In the event of a tie, there will be a runoff between the exhibitors to determine the placing.***

**Saturday Show –Ribbon Classes**

**P. Plug Race**

1. 3rd - 5th Grade
2. 6th - 8th Grade
3. 9th - 13th Grade

**Q. Barrels**

1. 3rd - 5th Grade
2. 6th - 8th Grade
3. 9th - 13th Grade

**R. LT Special**

1. 3rd - 5th Grade
2. 6th - 8th Grade
3. 9th - 13th Grade

**S. Flag Race**

1. 3rd - 5th Grade
2. 6th - 8th Grade
3. 9th - 13th Grade

**T. Pole Bending**

1. 3rd - 5th Grade
2. 6th - 8th Grade
3. 9th - 13th Grade

**U. Texas Keyhole**

1. 3rd - 5th Grade
2. 6th - 8th Grade
3. 9th - 13th Grade

**Department 7**

Exhibition Building, Friday, 9:00 a.m.

(Poultry exhibitors shall follow state health rules listed in front of this book)

- a. Livestock exhibitors are required to comply with all of the statutory and regulatory provisions of the State of Wisconsin relating to animal health. See current animal health regulations in the front of this book.
- b. Each exhibitor shall be allowed one entry per lot number *with a maximum of 20*.
- c. Entry Fee is \$1 per entry – covers waste removal and shavings.
- d. All poultry will need an identifying leg band. Band may be picked up from the 4-H office during July.
- e. All poultry must be owned by the exhibitor by June 1<sup>st</sup> of the current fair year.
- f. All poultry must be feathered – birds younger than 6 weeks may not be shown.
- g. Poultry must be in place in the barn by 6 p.m. on *Wednesday* of fair. Check in time is *4-6:00p.m. on Wednesday*.
- h. Poultry cannot be removed from the barn until 5 p.m. on Sunday.
- i. All poultry must originate from an NPIP participating flock, Wisconsin Tested Flock, Wisconsin Associate Flock or shall be individually tested for Pullorum-Typhid within 90 days of exhibition. Birds for exhibition may not be housed or co-mingled with any untested/uncertified birds. Exhibitors are required to provide a photocopy of one of the following as proof of Pullorum-free status: Pullorum-free certificate from breeder or hatchery, which includes the NPIP number, DATCP letter of acceptance as a Wisconsin Tested or Associate Flock, or a Wisconsin Individual Poultry Test Report. These photocopies must be presented to the superintendent or associate before unloading birds and will not be returned to the exhibitor.
- j. If exhibiting eggs, exhibitors must test whole flock for Pullorum-Typhid or must originate from a NPIP participating flock. If exhibitor does not have flock certification, eggs will not be exhibited.
- k. Poultry showing signs of disease when checked in or during fair will be removed immediately. Animals will be inspected at check in by the Chairperson or another Poultry leader.
- l. Birds must be free of lice. Birds with lice or other pests will be sent home.
- m. Exhibitors are expected to care for and groom their own poultry. They are expected to replace shavings daily. Shavings will be provided. Cages and floor around the cages should be clean. Exhibitors must provide their own food and water dishes.
- n. Poultry judging will be governed by the American Standard of Perfection.
- o. Poultry judging will take place in the center ring of the building. Handling of the birds is important as the exhibitor will have to walk his or her birds to the center ring for judging. Only 4-H poultry leaders or the department chairperson may assist a youth member.
- p. Poultry exhibitors must show all his or her own entries unless prearranged by the Poultry chairperson.
- q. Judging will begin at 9:00 a.m. on Friday of fair. Announcements will begin at 8:45a.m. Please be present.
- r. Showmanship judging will follow breed judging.
- s. Proper Show attire is important! Jeans and long sleeve shirts or show coats are acceptable.
- t. Class Descriptions:
  - Cock (Old Male) – hatched prior to January 1 of current year
  - Hen (Old Female) – hatched prior to January 1 of current year
  - Cockerel (Young Male) – hatched after January 1 of current year

- Pullet (Young Female) – hatched after January 1 of current year
- u. **Fur & Feather Sale:** Sunday of fair at 2:00 p.m. (Poultry & Rabbits) Only one animal, rabbit or poultry, may be sold in the auction. Exhibitors may sell any breed. Youth wishing to participate in the Junior Fair Small Animal Auction must pick up an informational packet from the mandatory small animal auction meeting to be held in June.

Breeds & Class Numbers	Cock	Hen	Cockerel	Pullet
<b>American Breeds</b>				
1. Barred Plymouth Rock	1	2	3	4
2. White Plymouth Rock	1	2	3	4
3. Any Other Plymouth Rock	1	2	3	4
4. Rhode Island Red	1	2	3	4
5. Wyandottes	1	2	3	4
6. New Hampshire	1	2	3	4
7. Any Other American Variety (Dominiques, Buckeyes, Chanteclers, etc.)	1	2	3	4
<b>Asiatic Breeds</b>				
8. Brahmas	1	2	3	4
9. Cochins	1	2	3	4
10. Any Other Asiatic Varieties	1	2	3	4
<b>Mediterranean Breeds</b>				
11. White Leghorn Single or Bosch Comb	1	2	3	4
12. Brown Leghorn Single or Bosch Comb	1	2	3	4
13. All Minorca's	1	2	3	4
14. Ancona	1	2	3	4
15. Andalusians	1	2	3	4
16. Any Other Mediterranean Varieties	1	2	3	4
<b>English Breeds</b>				
17. Cornish	1	2	3	4
18. Australorps	1	2	3	4
19. Orpingtons	1	2	3	4
20. All Other English Varieties	1	2	3	4
<b>Continental Breeds</b>				
21. Polish	1	2	3	4
22. Any Other Continental Varieties	1	2	3	4
<b>Other Standard Breeds</b>				
23. Black Sumatra	1	2	3	4
24. Any Other Standard Breed	1	2	3	4
<b>Bantams Breeds -</b>				
<b>Single Comb Clean Legged</b>				
25. White Plymouth Rock	1	2	3	4
26. Barred Plymouth Rock	1	2	3	4
27. All Other Plymouth Rock	1	2	3	4
28. Any Japanese	1	2	3	4
29. White leghorn	1	2	3	4
30. All Brown leghorn	1	2	3	4
31. Rhode Island Red	1	2	3	4
32. New Hampshire	1	2	3	4
33. All Other SCCL Bantam	1	2	3	4
<b>Rose Comb Clean Legged Bantams</b>				
34. White Wyandotte	1	2	3	4
35. Black Wyandotte	1	2	3	4
36. All Other Wyandotte	1	2	3	4
37. Any Rosecomb	1	2	3	4
38. Any Sebright	1	2	3	4
39. Any Antwerp Belgian	1	2	3	4

40. All Other RCCL Bantams	1	2	3	4
<b>Feather Legged Bantams</b>				
41. Black Cochin	1	2	3	4
42. White Cochin	1	2	3	4
43. Buff Cochin	1	2	3	4
44. All Other Cochin	1	2	3	4
45. Light Brahma	1	2	3	4
46. Buff Brahma	1	2	3	4
47. Dark Brahma	1	2	3	4
48. Any d'Uccle	1	2	3	4
49. Any Silkie	1	2	3	4
50. All Other Feather Legged Bantams	1	2	3	4
<b>Game Bantams</b>				
51. Black Breasted Red Old English	1	2	3	4
52. Silver Duckwing Old English	1	2	3	4
53. Red Pyle Old English	1	2	3	4
54. All Other Old English	1	2	3	4
55. All Modern Game	1	2	3	4
56. Any American Game	1	2	3	4
<b>All Other Comb Clean Legged Bantam</b>				
57. Any Cornish	1	2	3	4
58. Any Polish	1	2	3	4
59. Any Ameraucana	1	2	3	4
60. All Other AOCCL	1	2	3	4
<b>Duck Breeds</b>				
	<b>Drake</b>	<b>Hen</b>	<b>Young Drake</b>	<b>Young Hen</b>
61. Pekin	1	2	3	4
62. Rouen	1	2	3	4
63. Any Heavy Duck	1	2	3	4
64. Cayuga	1	2	3	4
65. Any Medium Duck	1	2	3	4
66. Any Runner	1	2	3	4
67. Khaki Campbell	1	2	3	4
68. Mallard	1	2	3	4
69. Any Other Light Duck	1	2	3	4
70. Gray Call	1	2	3	4
71. White Call	1	2	3	4
72. Any Other Call	1	2	3	4
73. All Other Call Ducks	1	2	3	4
74. Any Other Bantam Ducks	1	2	3	4
<b>Geese Breeds</b>				
	<b>Gander</b>	<b>Goose</b>	<b>Young Gander</b>	<b>Young Goose</b>
75. Toulouse	1	2	3	4
76. Embuden	1	2	3	4
77. African	1	2	3	4
78. Chinese	1	2	3	4
79. Any Other Goose Variety	1	2	3	4

<b>Pigeon Breeds</b>				
	<b>Old Cock</b>	<b>Old Hen</b>	<b>Young Cock</b>	<b>Young Hen</b>
80. Show Kings	1	2	3	4
81. Fantails	1	2	3	4
82. Tumblers	1	2	3	4
83. Any Other Variety – Utility	1	2	3	4
84. Any Other Variety – Fancy	1	2	3	4

Turkey Breeds	Tom	Hen	Jake	Jenny
85. Bronze	1	2	3	4
86. White	1	2	3	4
87. Any Other Variety	1	2	3	4
Guinea	Cock	Hen	Cockerel	Pullet
88. All Guinea Varieties	1	2	3	4
Market Classes				
89. Roaster Pen	1	2 birds, same sex, 5-8 pounds each		
90. Broiler Pen	1	2 birds, same sex, 2 ½ to 4 ½ pounds each		
91. Young Duck	1	5 pounds or over		
92. Young Goose	1	7 pounds or over		
93. Young Turkey	1	over 15 weeks of age		

Poultry Showmanship	Class Number	Lot Number
Beginner (First Year Exhibitor)	60	1
Junior (3 <sup>rd</sup> -5 <sup>th</sup> Grade)	60	2
Intermediate (6 <sup>th</sup> -8 <sup>th</sup> )	60	3
Senior (9 <sup>th</sup> and Above)	60	4

Awards:
<ul style="list-style-type: none"> <li>• Best In Show – Award &amp; Rosette</li> <li>• Champion and Reserve Champion Breed – Ribbon</li> <li>• Showmanship Champion and Reserve Champion for each level - Rosette</li> </ul>

The following exhibits go to the Vet Science Department on entry day (between noon and 7p.m.)

**You must have your whole flock tested in order to show eggs at the fair.**

Class	Lot	Description
65	1	Chicken Eggs – White (6 eggs only)
65	2	Chicken Eggs – Brown (6 eggs only)
65	3	Chicken Eggs – Colored (6 eggs only – not dyed)
65	4	Poster on any phase of the poultry project
65	5	Scrapbook on any phase of the poultry project
65	6	Display on any phase of the poultry project
65	7	Homemade poultry equipment

Display eggs in cartons. Use separate carton per entry. All eggs must be thrown away after fair.

**Department 8  
Rabbits**

Exhibition Building, Judging: Thursday, 8:30 a.m.

1. Livestock exhibitors are required to comply with all of the statutory and regulatory provisions of the State of Wisconsin relating to animal health. See the current animal health regulations in the front of this book.
2. Each exhibitor shall be allowed one entry per lot number with a maximum of 16 breed entries *not including* Meat, Fur, and Showmanship Classes
3. Entry Fee is \$2.00 per breed entry (does not include: meat, fur, or showmanship classes); please pay at time of entry.
4. All rabbits must be owned by June 1st of the current fair year.
5. All rabbit exhibitors are required to participate in barn duty. See signup sheet at the fair
6. Show will be judged by the rules and regulations of the American Rabbit Breeders Association. This will be a sanctioned show. Breeds will be divided by recognized show color/patterns on show day.
7. All rabbits should be permanently earmarked *before coming to fair*. (Tattooed)
8. No rabbit under 3 months will be accepted, unless a market animal entry. NO EXCEPTIONS.
9. Rabbits must be in place in the Rabbit Barn by 6 p.m. on Wednesday of Fair. Check- In time is 4-6:00 p.m. on Wednesday.
10. Rabbits cannot be removed from the barn until 5 p.m. on Sunday.
11. Entry tags must be presented to the Superintendent at check in and check out.
12. Judging will begin at 8:30 a.m. on Thursday of the Fair. There will be two judges. One will do youth breed judging. The other will do youth showmanship.
13. The junior fair exhibitor must show all his or her own entries unless prearranged by the Rabbit chairperson.
14. All exhibitors are required to wear proper show attire of long sleeves and long pants.
15. No unhealthy rabbits will be allowed to show. They will be released per the superintendent or fair veterinarian. Does with litters or who are subject to give birth may not be exhibited. Does which have just had litters weaned, may not be exhibited. Rabbits under 8 weeks of age may not be shown.

16. All carrying cages for animals are to be removed from the building as soon as animals are in place.
17. Exhibitors are expected to care for and groom their own rabbits. They are expected to replace shavings daily. Shavings will be provided. Cages and floor around cages should be clean. Exhibitors must provide their own food and water dishes.
18. Any rabbit showing symptoms of disease when checked in or during the fair by the Superintendent and the Fair Vet will be removed immediately from the Fair. At check in, the superintendent or a member of the Rabbit Committee will inspect all animals.
19. No "for sale" signs will be allowed
20. Market Class Animals – Must be shown as a breed animal also. (not additional animals).
21. Fur Classes Animals –Must be shown as breed animals also (not additional animals). Fur Class is only for purebred animals.
22. The Rabbit Committee will provide shavings for the Rabbit exhibitors.
23. Showmanship Classes: All exhibitors are encouraged to participate in Junior Showmanship. Exhibitors will be judged on rabbit knowledge, handling skills, appearance of the rabbit, attitude and appearance of the show person. Each exhibitor must furnish his or her own rabbit and bring the rabbit to the judge. Showmanship information will be provided to each leader. For more instruction and help please contact the Superintendent.
24. **Fur & Feather Sale:** Sunday of fair at 2:00 p.m. (Poultry & Rabbits) Only one animal, rabbit or poultry, may be sold in the auction. Exhibitors may sell any pure bred rabbit free from DQs. Youth wishing to participate in the Junior Fair Small Animal Auction must pick up an informational packet from the mandatory small animal auction meeting to be held in June. All paperwork must be turned in by 6p.m. on Wednesday of Fair.
25. Sweepstake points will count for Wisconsin State Breeders Assoc. members ONLY if members send 15 cents for each entry and 25 cents for each meat pen entry to Chairman: Bob Koch N3650 Oak Ridge Rd, Waupaca, WI 54981. (Include a copy of the entry form)
26. **OFFICIAL AMERICAN RABBIT BREEDERS ASSOCIATION SANCTIONED SHOW**—Eric Stewart, Executive Director, 8 Westport Court, Box 5667, Bloomington, IL 61702. See [www.arba.net](http://www.arba.net) for current membership information. **2016 ARBA National Convention - Del Mar, California -- Oct. 2016; 2017 ARBA National Convention -Indianapolis, IN -- Oct. 2016;**
27. **OFFICIAL WISCONSIN STATE RABBIT BREEDERS ASSN., SANCTIONED SHOW**—Melody Stemkowski, Secretary, 5568County Rd. EE, Amherst, WI 54406. See [www.wsrba.org](http://www.wsrba.org) for current membership information. **2016 WSRBA Convention—September 10<sup>th</sup>, Antigo, WI      2017 WSRBA Convention—September 9<sup>th</sup>, Chilton, WI**
28. **Contact Holly Luerssen at [holly.luerssen@tismerrill.com](mailto:holly.luerssen@tismerrill.com) for more information regarding breed sanctions or general fair questions.**

**Breed Classes - \$2 an entry – This includes shavings and waste removal, plus general show fees.**

**\*\*Breeds are not listed in alphabetical order.**

Class #	Breed/Color	Sr Buck	Sr Doe	6/8 Buck	6/8 Doe	Jr Buck	Jr Doe
1.	American Fuzzy Lop - Solid	1	2			5	6
2.	American Fuzzy Lop – Broken	1	2			5	6
3.	Angora, English – Colored	1	2			5	6
4.	Angora, English – White	1	2			5	6
5.	Angora, French – Colored	1	2			5	6
6.	Angora, French – White	1	2			5	6
7.	Angora, Giant – White	1	2	3	4	5	6
8.	Beveren – Black	1	2	3	4	5	6
9.	Beveren – Blue	1	2	3	4	5	6
10.	Beveren-White	1	2	3	4	5	6
11.	Californian	1	2	3	4	5	6
		█	█	█	█	█	█
13.	Chinchilla, American	1	2	3	4	5	6
14.	Chinchilla, Giant	1	2	3	4	5	6
15.	Chinchilla, Standard	1	2			5	6
16.	Cinnamon	1	2	3	4	5	6
17.	Dutch – Black	1	2			5	6
18.	Dutch – Blue	1	2			5	6
19.	Dutch-Gray	1	2			5	6
20.	Dutch-Steel	1	2			5	6
21.	Dutch-Tortoise	1	2			5	6
22.	Dwarf Hotot	1	2			5	6
23.	Flemish Giant-Black	1	2	3	4	5	6
24.	Flemish Giant-Blue	1	2	3	4	5	6
25.	Flemish Giant-Fawn	1	2	3	4	5	6

26.	Flemish Giant-Lt. Gray	1	2	3	4	5	6
27.	Flemish Giant-Sandy	1	2	3	4	5	6
28.	Flemish Giant-Steel Gray	1	2	3	4	5	6
29.	Flemish Giant-White	1	2	3	4	5	6
30.	Florida White	1	2			5	6
31.	Havana-Black	1	2			5	6
32.	Havana-Blue	1	2			5	6
33.	Havana-Broken	1	2			5	6
34.	Havana-Chocolate	1	2			5	6
35.	Himalayan – Black	1	2			5	6
36.	Himalayan – Blue	1	2			5	6
37.	Himalayan – Broken	1	2			5	6
38.	Himalayan – Chocolate	1	2			5	6
39.	Himalayan – lilac	1	2			5	6
40.	Lilac	1	2			5	6
41.	French Lop – Solid	1	2			5	6
42.	French Lop – Broken	1	2			5	6
43.	Holland Lop-Solid	1	2			5	6
44.	Holland Lop-Broken	1	2			5	6
45.	Mini Lop – Solid	1	2			5	6
46.	Mini Lop – Broken	1	2			5	6
47.	Rhineland	1	2			5	6
48.	Argentine Brun	1	2			5	6
49.	Champagne D’Argent	1	2	3	4	5	6
50.	Crème D’Argent	1	2	3	4	5	6
51.	American Sable	1	2			5	6
52.	Polish – Black	1	2			5	6
53.	Polish – Blue	1	2			5	6
54.	Polish – Broken	1	2			5	6
55.	Polish – Chocolate	1	2			5	6
56.	Polish – BEW	1	2			5	6
57.	Polish – REW	1	2			5	6
58.	Rex – Black	1	2			5	6
59.	Rex –Otter	1	2			5	6
60.	Rex – Blue	1	2			5	6
61.	Rex – Broken	1	2			5	6
62.	Rex – Californian	1	2			5	6
63.	Rex – Castor	1	2			5	6
64.	Rex – Chinchilla	1	2			5	6
65.	Rex – Chocolate	1	2			5	6
66.	Rex – Lilac	1	2			5	6
67.	Rex – Lynx	1	2			5	6
68.	Rex – Opal	1	2			5	6
69.	Rex – Red	1	2			5	6
70.	Rex – Sable	1	2			5	6
71.	Rex-White	1	2			5	6
72.	Mini Rex – Black	1	2			5	6
73.	Mini Rex – Blue	1	2			5	6
74.	Mini Rex – BEW	1	2			5	6
75.	Mini Rex – Broken	1	2			5	6
76.	Mini Rex – Castor	1	2			5	6
77.	Mini Rex – Chinchilla	1	2			5	6
78.	Mini Rex – Chocolate	1	2			5	6
79.	Mini Rex – Himalayan	1	2			5	6
80.	Mini Rex – Lilac	1	2			5	6
81.	Mini Rex – Lynx	1	2			5	6
82.	Mini Rex – Opal	1	2			5	6
83.	Mini Rex – Otter	1	2			5	6
84.	Mini Rex – Red	1	2			5	6
85.	Mini Rex – Sable Point	1	2			5	6

86.	Mini Rex-Seal	1	2			5	6
87.	Mini Rex-Silver Marten	1	2			5	6
88.	Mini Rex-Tortoise	1	2			5	6
89.	Mini Rex-White	1	2			5	6
90.	Mini Satin – Black	1	2			5	6
91.	Mini Satin – Blue	1	2			5	6
92.	Mini Satin – Chinchilla	1	2			5	6
93.	Mini Satin – Chocolate	1	2			5	6
94.	Mini Satin – Opal	1	2			5	6
95.	Mini Satin – Otter	1	2			5	6
96.	Mini Satin – Red	1	2			5	6
97.	Mini Satin – Siamese	1	2			5	6
98.	Mini Satin – Silver Marten	1	2			5	6
99.	Mini Satin – White	1	2			5	6
100.	Mini Satin – Tortoise	1	2			5	6
101.	Satin – Black	1	2	3	4	5	6
102.	Satin – Blue	1	2	3	4	5	6
103.	Satin – California	1	2	3	4	5	6
104.	Satin – Chinchilla	1	2	3	4	5	6
105.	Satin – Chocolate	1	2	3	4	5	6
106.	Satin – Copper	1	2	3	4	5	6
107.	Satin – Otter	1	2	3	4	5	6
108.	Satin – Red	1	2	3	4	5	6
109.	Satin – Siamese	1	2	3	4	5	6
110.	Satin – White	1	2	3	4	5	6
111.	Silver Fox – Black	1	2	3	4	5	6
112.	Silver Marten – Black	1	2			5	6
113.	Silver Marten - Blue	1	2			5	6
114.	Silver Marten – Chocolate	1	2			5	6
115.	Silver Marten – Sable	1	2			5	6
116.	Tan- Black	1	2			5	6
117.	Tan- Blue	1	2			5	6
118.	Tan- Chocolate	1	2			5	6
119.	Tan- Lilac	1	2			5	6
120.	Thrianta	1	2			5	6
121.	American Blue	1	2			5	6
122.	American White	1	2			5	6
123.	Angora, Satin (Colored)	1	2			5	6
124.	Angora, Satin (White)	1	2			5	6
125.	Belgian Hare	1	2			5	6
126.	Britannia Petite (Black)	1	2			5	6
127.	Britannia Petite (Black Otter)	1	2			5	6
128.	Britannia Petite (Chestnut)	1	2			5	6
129.	Checkered Giant (Black)	1	2	3	4	5	6
130.	Checkered Giant (Blue)	1	2	3	4	5	6
131.	Britannia Petite (REW)	1	2			5	6
132.	Britannia Petite (Sable Marten)	1	2			5	6
		█	█			█	█
134.	English Spot (Black)	1	2			5	6
135.	English Spot (Blue)	1	2			5	6
136.	English Spot (Chocolate)	1	2			5	6
137.	English Spot (Gold)	1	2			5	6
138.	English Spot (Gray)	1	2			5	6
139.	English Spot (Lilac)	1	2			5	6
140.	English Spot (Tortoise)	1	2			5	6
141.	Harlequin (Japanese)	1	2			5	6
142.	Harlequin (Magpie)	1	2			5	6
143.	Hotot	1	2			5	6
144.	Jersey Wooly (Agouti)	1	2			5	6
145.	Jersey Wooly (AOV)	1	2			5	6



146.	Jersey Wooly (Broken)	1	2			5	6
147.	Jersey Wooly (Self)	1	2			5	6
148.	Jersey Wooly (Shaded)	1	2			5	6
149.	Jersey Wooly (Tan)	1	2			5	6
150.	New Zealand (Black)	1	2	3	4	5	6
151.	New Zealand (Red)	1	2	3	4	5	6
152.	New Zealand (Broken)	1	2	3	4	5	6
153.	New Zealand (White)	1	2	3	4	5	6
154.	Palomino (Golden)	1	2	3	4	5	6
155.	Palomino (Lynx)	1	2	3	4	5	6
	<b>Netherland Dwarf (Self)</b>						
156.	BEW	1	2			5	6
157.	REW	1	2			5	6
158.	Black	1	2			5	6
159.	Blue	1	2			5	6
160.	Chocolate	1	2			5	6
161.	Lilac	1	2			5	6
	<b>Netherland Dwarf (Shaded)</b>						
162.	Sable Point	1	2			5	6
163.	Siamese Sable	1	2			5	6
164.	Siamese Smoke Pearl	1	2			5	6
165.	Tortoise Shell	1	2			5	6
166.	Chesnut	1	2			5	6
167.	Chinchilla	1	2			5	6
168.	Lynx	1	2			5	6
169.	Opal	1	2			5	6
170.	Squirrel	1	2			5	6
	<b>Netherland Dwarf (Tan)</b>						
171.	Otter	1	2			5	6
172.	Sable Marten	1	2			5	6
173.	Silver Marten	1	2			5	6
174.	Smoke Pearl Marten	1	2			5	6
175.	Tan	1	2			5	6
	<b>Netherland Dwarf (AOV)</b>						
176.	Fawn	1	2			5	6
177.	Orange	1	2			5	6
178.	Steel	1	2			5	6
179.	Himalayan	1	2			5	6
180.	Lionhead (REW)	1	2			5	6
181.	Lionhead (Tortoise)	1	2			5	6
182.	Any Other 4 Class	1	2			5	6
183.	Any Other 6 Class	1	2	3	5	5	6
	Non – ARBA Show Classes						
184.	Pet Class	1	2			5	6

Premiums:

2.00 1.75 1.50 1.25

**Breed Fur Classes – No Additional Entry Fee.**

1. Rabbits must also be entered in youth breed division to be eligible to be shown in Fur Classes.
2. Only one entry per lot number, please.
3. All ARBA rules apply. All general disqualifications apply.

**Class Number: 300**

Lot No.	Fur Class	Lot No.	Fur Class
1.	American Fur Color Wool	32.	Harlequin Fur
2.	American Fur White Wool	33.	Havana Fur
3.	American Fuzzy Lop Wool – Colored	34.	Himalayan Fur
4.	American Fuzzy Lop Wool – White	35.	Holland Lop Fur
5.	American Sable Fur	36.	Hotot Fur
6.	Angora English Color Wool	37.	Jersey Wooly Color Wool

7.	Angora English White Wool		38.	Jersey Woolly White Wool
8.	Angora French Color Wool		39.	Lilac Fur
9.	Angora French White Wool		40.	Mini Lop Fur
10.	Angora Satin Color Wool		41.	Mini Rex Color Fur
11.	Angora Satin White Wool		42.	Mini Rex White Fur
12.	Angora Giant White Wool		43.	Mini Satin Color Fur
13.	Belgian Hare Fur		44.	Mini Satin White Fur
14.	Beveren Color Fur		45.	Netherland Dwarf Color Fur
15.	Beveren White Fur		46.	Netherland Dwarf White Fur
16.	Britannia Petite Fur		47.	New Zealand Color Fur
17.	Californian Fur		48.	New Zealand White Fur
18.	Champagne D'Argent Fur		49.	Palomino Fur
19.	Checkered Giant Fur		50.	Polish Color Fur
20.	Chinchilla, American Fur		51.	Polish White Fur
21.	Chinchilla, Giant Fur		52.	Rex Color Fur
22.	Chinchilla, Standard Fur		53.	Rex White Fur
23.	Cinnamon Fur		54.	Rhineland Fur
24.	Dutch Fur		55.	Satin Color Fur
25.	Dwarf Hotot Fur		56.	Satin White Fur
26.	English Lop Fur		57.	Silver Fur
27.	English Spot Fur		58.	Silver Fox Fur
28.	Flemish Giant Color Fur		59.	Silver Marten Fur
29.	Flemish Giant White Fur		60.	Tan Fur
30.	Florida White Fur		61.	Thrianta Fur
31.	French Lop Fur		62.	Lionhead Wool
			63.	Argentine Brune

**Market Classes – No Additional Entry Fee.**

1. Rabbits must also be entered in the youth breed division to be eligible to be shown in Market Classes.
2. Only one entry per lot number, please.
3. All ARBA rules apply. All general disqualifications apply.

Market Class (Class)	Description	Lot
Z-E	Meat Pen – 3 rabbits, under 10 weeks, 3 ½ to 5 ½ pounds	1
Z-E	Single Fryer – under 10 weeks, 3 ½ to 5 ½ pounds	2
Z-E	Roaster – under 6 months, 5 ½- 8 pounds	3
Z-E	Stewer - over 6 months, over 8 pounds	4
Showmanship (class)	Description	Lot
Z-G	Beginner (First Year Rabbit Members)	1
Z-G	Junior (3 <sup>rd</sup> -5 <sup>th</sup> Grade)	2
Z-G	Intermediate (6 <sup>th</sup> -8 <sup>th</sup> )	3
Z-G	Senior(9 <sup>th</sup> &Above)	4

The following exhibits go to the Vet Science Department on entry day (between noon and 7 p.m.).

All posters – 14"x22" tag board. All scrapbooks – 8 ½"x11".

Class	Lot	Description
Z-H	1	Poster on any phase of the rabbit project.
Z-H	2	Scrapbook on any phase of the rabbit project.
Z-H	3	Display on any phase of the rabbit project.
Z-H	4	Homemade rabbit equipment
Z-H	5	Educational Exhibit Example: game, flash cards, workbook, etc. Used for teaching others about the project

**Awards:**

- Best In Show – Award donated by Country Meadow Rabbitry
- Best In Show Reserve – Award donated by Langlade County 4-H Rabbit Committee
- Best of Breed & Best Opposite of Breed – Ribbon
- Showmanship Champion & Reserve Champion for each level – Rosette
- Supreme Show Person Award – Rabbit Donated by 4-H Rabbit Committee

Premiums  
\$1.75 \$1.50 \$1.25 \$1.00

**Department 9  
Dog Project**

8:00 a.m., Saturday before Fair-Clover Room

Exhibitor may enter up to 2 dogs in obedience but only show one dog in showmanship. All dogs entered in showmanship shall also be entered in one obedience class. Refer to health regulations in front of book. Rosettes for top scoring dog in each lot number. Trophies are awarded for the highest scoring dog in obedience, showmanship and Rally-O. **Donated by Birnamwood Veterinary Clinic**

**Class A Dog Showmanship**

1. 1st year (Neither Dog or handler have any experience)
2. Junior Showmanship 3-5<sup>th</sup> grade as of Jan 1<sup>st</sup>
3. Advanced Showmanship –received 1<sup>st</sup> in past
4. Intermediate showmanship 6-8<sup>th</sup> as of Jan 1<sup>st</sup>
5. Senior Showmanship 9<sup>th</sup> grade and up as of Jan 1<sup>st</sup>

**\$3.00 2.50 2.00 1.50**

**Class B Obedience- members shall follow county 4-H Dog Training Guidelines**

1. Intro to dogs- This class is for cloverbuds & explorers (5 -7 yrs old) interested in dogs. This class is designed to give youth who are not old enough for the dog project the experience needed necessary to work with a dog. In this class you will come to the dog trainings with a stuffed dog on a leash to get the experience of doing patterns and the handling of a dog.
2. Beginner Pre-Novice A- (1<sup>st</sup> time dog and handler)
3. Beginner Pre-Novice B-(handler or dog with previous experience)
4. Pre-Novice A(Open to 1<sup>st</sup> year members Training and untrained dog, on leash)
5. Pre-Novice B (Open to members who have had previous experience training a dog)
6. Pre-Novice C (Open to 1<sup>st</sup> year members who are training a previously trained dog at the pre-novice level, on leash)
7. Novice A-1<sup>st</sup> time dog or handler has never been novice.
8. Novice B- Handler or dog has been in novice previously.
9. Graduate Novice- Handler or dog has qualified in novice.
10. Pre Novice Brace- 1 handler 2 dogs, has never been in pre novice brace.
11. Novice Brace- 1 handler 2 dogs, have qualified in pre-novice brace.
12. Pre-Open- Handler or dog has qualified in grad novice.
13. Open- Handler or dog has qualified in pre-open.
14. Pre Utility- Handler or dog have qualified before.
15. Utility- Handler or dog have qualified in pre-utility.

**\$4.50 3.50 2.50 1.50**

16. **Costume Class** – Ribbon Class

17. **Puppy Manners Class** – Open to members training a dog under 9 months of age or younger as of July 1<sup>st</sup> of fair year. (Exercises will be explained at the time of the class) – Ribbon Class

***The following exhibits go to the Vet Science area on entry day:***

All posters - 14 x 22" tag board. All scrapbooks - 8 1/2 x 11"

18. Homemade toy for dog
19. Poster on any phase of project
20. Scrapbook on any phase of project
21. Homemade dog equipment (leash, collar, dumbbell, bed, etc.)

**\$1.75 1.50 1.25 1.00**

**Class C Rally-O-Ribbons**

22. Novice A
23. Novice B
24. Advanced A
25. Advanced B
26. Excellent A
27. Excellent B

**Class D Agility- Ribbons- Sponsored by Springbrook Veterinary Clinic**

28. JTT on leash
29. JTT off leash

- 30. Standard level 1
- 31. Standard level 2

**Department 10**  
**Vet Science**  
 Multipurpose Building

Open to youth grades 3-13 enrolled in Vet Science, Guinea Pigs, and Caged Birds, Tropical fish, or any small or large animal project.

**Class A - Veterinary Science**

All posters - 14 x 22" tag board. All scrapbooks - 8 1/2 x 11"

The Normal Animal - Unit 1

1. Scrapbook on animal health
2. Scrapbook with 6 to 8 drawings (1 per page) of animal tissues and/or organs with description of their functions
3. Poster on any phase of the project

Animal Disease - Unit 2

4. Scrapbook with names and descriptions of 6 to 8 diseases. List name of disease, causative agent, signs and effect on animal, treatment, and prevention
5. Poster on any phase of external or internal parasites and prevention
6. Poster on any phase of nutrition or health

Animal Health and Its Relationship to Our World - Unit 3

7. Scrapbook with story and pictures or drawings on environmental influences on animal health
8. Scrapbook with story and pictures or drawings on animal nutrition in regard to animal health
9. Poster on any phase of the project

**Class B - Horse and Horseless Horse Science**

All posters - 14 x 22" tag board. All scrapbooks - 8 1/2 x 11"

1. Poster on any phase of project - 3rd-5th grade
2. Poster on any phase of project - 6th-8th grade
3. Poster on any phase of project - 9th grade and up
4. Scrapbook on any phase of project - 3rd-5th grade
5. Scrapbook on any phase of project - 6th-8th grade
6. Scrapbook on any phase of project - 9th grade and up
7. Model horse - kit - member paints horse and attaches 3 x 5" card with breed name of horse - 3rd-5th grade
8. Model horse - kit - member paints horse and attaches 3 x 5" card with breed name of horse - 6th-8th grade
9. Model horse - kit - member paints horse and attaches 3 x 5" card with breed name of horse - 9th grade and up

**Class C - Open to youth in ANY large or small animal projects:**

1. Poster on any phase of project
2. Scrapbook on any phase of project
3. Exhibit on any phase of project

**Class D - Cage Birds (parakeets and/or canaries)**

All posters - 14 x 22" tag board. All scrapbooks - 8 1/2 x 11"

1. Poster on any phase of the project
2. Scrapbook with story of your project such as how you got started, how you take care of animals, different breeds, etc. Also have some photographs or sketches of animals and/or equipment

**Class E - Tropical Fish**

All posters - 14 x 22" tag board. All scrapbooks - 8 1/2 x 11"

1. Poster on any phase of the project
2. Scrapbook on any phase of the project - may include story, pictures, or sketches of fish or equipment

**Class F - Guinea Pigs**

All posters - 14 x 22" tag board. All scrapbooks - 8 1/2 x 11"

1. Poster on any phase of the project
2. Scrapbook with story on your project such as how you got started, how you take care of animals, different breeds, etc. Also have some photographs or sketches of animals and/or equipment.  
 \$1.75 1.50 1.25 1.00
3. Guinea Pig - Bring your guinea pig in a cage. Take guinea pigs home after judging.  
 \$2.00 1.75 1.50 1.25

**Class G - Any Other Small Animal**

The Wisconsin Department of Agriculture, Trade and Consumer Protection does not allow animals such as bats, skunks, raccoons or foxes because they are particularly susceptible to rabies. Legally prohibited animals are turtles with shells smaller than 4 inches from head to tail, prairie dogs, giant African land snails, and Gambian rats.

All posters - 14 x 22" tag board. All scrapbooks - 8 1/2 x 11"

1. Poster on any phase of the project
2. Scrapbook with story on your project such as how you got started, how you take care of animals, different breeds, etc. Also have some photographs or sketches of animals and/or equipment.  
 \$1.75 1.50 1.25 1.00
3. Bring your small animal in a cage or aquarium. Take small animal home after judging.  
 \$2.00 1.75 1.50 1.25

**Department 11**  
**Domesticated Exotic Animals**  
Livestock Pavilion, Wednesday 2:30pm

- All animals must be fed by the exhibitor and stalls and area kept clean during the fair or premiums will be withheld. Cleaning must be done daily by 10 a.m. Exhibitors shall clean out their stalls after exhibits are released on Sunday of the fair. Youth ages 12 and over are asked to help with barn clean up on Monday, the day after the fair closes. Read health rules in front of this book. **Goats may have horns intact with proper covering (ie. Rubber hose tubing,).** Stall decorating may be done any time after 2 p.m. Tuesday. Open to purebred or grade goats. Purebreds shall be registered, papers will be checked. **All goats of any age, must be identified with official scrapie ear tags.** All milk produced by lactating does is the full responsibility of the exhibitor.
- **Goats Breeds by their use:** This list is a composite of different sources. The judge's decision as to use is final.
  - **Meat:** Boer, Kiko, Rove, Spanish, Fainting, Pygmy
  - **Fiber:** Angora, Cashmere, Pygora, Nigora
  - **Pet:** Pygmy, Nigerian Dwarf, Australian, Miniature Goat, any other goat with unknown breeding. All wethers.
- **Definitions:**
  - Junior Kid – Born April and May of Current year, 2014
  - Senior Kid – Born January – March of current year, 2014
  - Junior Yearling – Born August – December of previous year, 2013
  - Senior Yearling – Born January and July of previous year, 2013
- Goats are to be brought to the fair grounds on Wednesday, before 6 PM. Llamas entered by Wednesday, 9 PM. judging of the domesticated exotic animals will be held at 2:30 p.m. on Thursday of the Fair in the North West Outdoor Arena. Pygmy goats will be judged first, followed by llamas.

**Class A - Goat Showmanship- Donated by Margie Vogel**

Exhibitor may enter one animal in showmanship that is also entered in a regular fair goat class. Exhibitor shall show own animal. Judging will be on appearance and cleanliness of animal, exhibitor's leading and posing of animal, and alertness of exhibitor.

1. Senior Showmanship - 9th grade and up as of January 1
  2. Intermediate Showmanship - 6th-8th grade as of January 1
  3. Junior Showmanship - 3rd-5th grade as of January 1
- \$3.00 2.50 2.00 1.50

**Class B – Meat Goats – all meat goats must be born in the current fair year.**

1. Junior kid wether, under 4 months of age
  2. Senior kid wether, 4 to 7 months
  3. Junior kid doe, under 4 months of age
  4. Senior kid doe, 4-7 months
- \$5.00 4.00 3.00 2.00

**Class C – Fiber Goats**

1. Junior kid, under 4 months of age
  2. Senior kid, 4 to 7 months
  3. Junior yearling, 7 to 12 months
  4. Senior yearling, 12 to 24 months
  5. Mature goat, 2 years and up
- \$5.00 4.00 3.00 2.00

**Class D – Pet Goats and Scrub Goats (refers to “mutt” goats of mixed and/or unknown breeding, pets included)**

1. Junior kid wether, under 4 months of age
  2. Senior kids wether, 4 to 7 months of age
  3. Junior kid doe, under 4 months of age
  4. Senior kid doe, 4-7 months
  5. Junior yearling, 7 to 12 months
  6. Senior yearling, 12 to 24 months
  7. Mature Goat, 2 years and older
- \$5.00 4.00 3.00 2.00

**Class E – Llamas**

**General Rules:**

- Any animal showing signs of sore mouth, abscesses, abnormalities, or any other contagious disease will be removed from the fair immediately and prohibited from showing. The age of the animal shall be computed as of the show date. Nursing dams may not be shown accompanied by their cria; therefore it is recommended to not show a nursing dam.
- Proper dress code is required. Dark jeans or slacks, hard sole shoes and light colored respectable shirt.
- Exhibitor must show in showmanship.
- Exhibitors must own the Llama/Alpaca or have a managerial agreement signed and returned to the Extension office by May 1<sup>st</sup>.
- Halter Judged on the llama/alpaca's conformation, soundness, way of moving, wool, and breeding qualities based on the ideal industry animal.

**Overall Champion Llama Trophy- 4-H  
Leaders Association**

1. Female 6 months to under 12 months
2. Female 12 months to under 24 months
3. Female 24 months and over
4. Male 6 months to under 12 months
5. Gelding 12 months to under 24 months
6. Gelding 24 months and over

5.00    4.00    3.00    2.00

**Obstacle—Ribbon Class**

Judged on the willingness of the animal to follow the handler, mutual confidence and trust between animal and handler. Animals should work on a loose lead while being allowed freedom to look at each obstacle.

7. Senior (Grades 9 & up)
8. Beginners/Intermediate (Grades 3-8)

**Showmanship**

Judged on the exhibitor's ability to show animal to its best advantage applying trained showmanship techniques.

9. Senior (Grades 9 and up)
10. Intermediate (Grades 6-8)
11. Beginners (Grades 3- 5)

**Costume—Ribbon Class**

The costume class consists of a llama/alpaca at halter to be dressed in any manner at the option of the exhibitor. Exhibitor's attire to be judged on beauty and originality, coordination with animal and spectator appeal.

12. Costume
- 5.00    4.00    3.00    2.00

**Other Items – Bring the following items to the vet science area on judging day**

13. Art project or craft item relating to project
14. Poster on any phase of the project (14" x 22")

5.00    4.00    3.00    2.00

**Department 13**

**Cat Project**

1 p.m. Wednesday, Exhibition Building

- A. Kittens must be at least 4 months at show time.
- B. Cats must be under daily care, feeding and supervision of the exhibitor since May 1.
- C. No nursing mothers or pregnant female cats will be allowed to exhibit.
- D. Proof of rabies and distemper vaccination must be shown to Cat Chairperson between 12:30-12:45p.m. on judging day. Exhibitors without proper health papers will not be allowed to show
- E. All cats and kittens must wear a collar and leash, while on the fairgrounds, at all times.
- F. Judging will include general appearance, temperament, condition of coat, ears, eyes, nails, proper handling and responses of questions.
- G. No adult intact males to be shown.
- H. Mixed breed and purebred are shown together.
- I. Unmanageable or biting felines will be removed and disqualified on the discretion of the judge.
- J. Cat's claws shall be clipped before the show. No cats will be allowed in the show if this is not done. No cats will be shown that have signs of fleas, ear mites, or other illness.
- K. Cats will be brought to the fairgrounds on judging day and taken home after judging.
- L. Long hair is one or more inches. Short hair is less than one inch.

**Class A - Cat Project**

1. Kitten (4-8 months) - male - long hair
2. Kitten (4-8 months) - male - short hair
3. Kitten (4-8 months) - female - long hair
4. Kitten (4-8 months) - female - short hair
5. Adult female (9 months and older) - whole - long hair
6. Adult female (9 months and older) - whole - short hair
7. Adult alters (9 months and older) - former male or female - long hair
8. Adult alters (9 months and older) - former male or female - short hair

**Class B – Showmanship – Every cat project member can enter in showmanship.**

*Proper Attire is encouraged:* Long pants, Long sleeves, Neat and Clean Exhibitor

1. Beginner (First Year Exhibitor)
2. Junior (3rd – 5th grade)
3. Intermediate (6th – 8th grade)
4. Senior (9th grade and older)

- Best In Show - Rosette
  - Champion Kitten –Rosette
  - Champion Adult – Rosette
  - Supreme Showmanship Champion – Trophy sponsored by David J. Fleischman Farms
  - Showmanship Champion & Reserve Champion for each level –Rosette
  - Champion Cage – Rosette
  - Champion Costume Contest – Rosette

**Class C - Cages**

1. Cage decorated by exhibitor in 3<sup>rd</sup>-5<sup>th</sup> Grade

2. Cage decorated by exhibitor in 6<sup>th</sup>-8<sup>th</sup> Grade
3. Cage decorated by exhibitor in 9<sup>th</sup> & Above Grade

**Class D – Costume Contest**

\$2.00 1.75 1.50 1.25

1. Costume by exhibitor in 3<sup>rd</sup>-5<sup>th</sup> Grade
2. Costume by exhibitor in 6<sup>th</sup>-8<sup>th</sup> Grade
3. Costume by exhibitor in 9<sup>th</sup> & Above Grade

**Class E – Cat Educational Exhibits** Bring the following exhibits to *the Vet Science* judge on judging day:

All posters - 14 x 22" tag board. All scrapbooks - 8 1/2 x 11"

1. Poster on any phase of the project
2. Scrapbook with story on your project such as how you got started, how you take care of animals, different breeds, etc. Also have some photographs or sketches of animals and/or equipment.
3. Homemade toy for cat

\$1.75 1.50 1.25 1.00

**Department 14  
Plant and Soil Science**

Exhibition Building, Noon-7pm Tuesday

Open to youth Grades 3 -13 enrolled in Crops, Fruits, Horticulture and Plant & Soil Science.

**Exhibitors may bring entries in from noon until 7:00 p.m.**

**Class A - Plant and Soil Science**

All posters - 14 x 22" tag board. All scrapbooks - 8 1/2 x 11"

Unit 1 - Beginners

1. Poster on any phase of the project
2. Terrarium - as suggested in project literature

Unit 2 - Intermediate - Growing and Using Plants

3. Poster on any phase of the project

4. Start a tree or plant from seed or part of plant. Put in small container and label name of plant.

Unit 3 - Intermediate - Soils

5. Poster on any phase of the project
6. Soil profile - put at least 3 one-inch square samples of soil profiles on 3 1/2 x 9" cardboard with description of soil and location

**Class B - Field Crops**

Members enrolled in ANY unit of crops may show in ANY OTHER unit. Samples must have been grown in the current year. Threshed samples may be from the current year or the previous year. All threshed grain samples must be cleaned. Put name of cultivar on entry tag.

Corn - Unit 1

1. Six corn stalks, remove roots - no containers
2. Shell corn, minimum of 3 quarts
3. Tallest Corn (1)

Forage Crops - Unit 2

4. Alfalfa, 3 inch sheaf in circumference at top band, well tied. (List whether it's 1st or 2nd cutting on entry tag.)
5. Clover, 3 inch sheaf in circumference at top band, well tied. (List whether it's 1st or 2nd cutting on entry tag.)

Small Grains - Unit 3

6. Barley, 3 inch in circumference at top band, well tied
7. Barley, threshed, 3 quart plastic container or larger
8. Oats, 3 inch sheaf in circumference at top band, well tied
9. Oats, threshed, 3 quart plastic container or larger
10. Tallest Sunflower (1)
11. Wheat, threshed, 3 quart plastic container or larger
12. Wheat, 3 inch sheaf in circumference at top band, well tied

**Class C - Collection of Weeds**

All posters - 14 x 22" tag board. All scrapbooks - 8 1/2 x 11"

Open to youth taking field crops, horticulture, fruits, and exploring.

1. Scrapbook with 8 or more identified common weeds

\$2.00 1.75 1.50 1.25

**Class D - Vegetable Garden – 3rd-6th grade**

**Class E - Vegetable Garden - 7th grade and up**

**Vegetable Plates** - All vegetables must be grown from exhibitor's garden. Open to youth taking the 4-H horticulture project or other youth groups doing equivalent work. Youth may exhibit up to 10 different vegetables from the following list and 1 garden box. All exhibits shall be washed or cleaned before bringing to the fair. Dirty vegetables will not be accepted.

For rules of display, read "Exhibiting and Judging Vegetables" available at the Extension Office.

1. Beans, green (10 pods) - leave ¼" stem
2. Beans, yellow (10 pods) - leave ¼" stem
3. Beets (3) - leave 1" stem and ½" taproot
4. Broccoli (1 bundle of side shoots 3" in diameter or 1 large head)
5. Cabbage (1) - leave 1" stem
6. Carrots (3) - leave 1" stem and ½" taproot
7. Cauliflower (1 head) - leave ½" to 1" stem
8. Celery (1 bunch) - remove roots neatly
9. Cucumbers, canning - 3-4" (3) - leave ¼" to ½" stem

10. Cucumbers, slicing - 6-8" (3) - leave ¼" to ½" stem
19. Kohlrabi (3)-cut taproot off squarely-leave 4-6 crown leaves
20. Onions (3)-leave 1" stem-no roots, pick 1 week from fair
21. Peas (10) pods-leave ½" stem
22. Bell Peppers (3) - leave ½" stem
23. Hot Peppers (3) - leave ½" stem
24. Hydroponic Peppers (3) - leave ½" stem
25. Potatoes (3)

- 26. Herbs-any type(3 stems)
- 11. Radishes-any type (3)
- 12. Rutabaga (1)
- 13. Summer squash (1) - leave 1" stem
- 14. Sweet corn-any type (3)
- 15. Bok Choy
- 16. Swiss Chard-remove roots neatly
- 17. Tomatoes, Ripe (3) leave stem
- 18. Tomatoes, green (3) leave stem
- \$2.00 1.75 1.50 1.25

- 27. Hydroponic Tomatoes (3)
- 28. Hydroponic tomatoes (3)
- 29. Dill – 3 head tied together
- 30. Lettuce (1 head or bundle) remove roots

**NOT PART OF THE VEGETABLE BOX #31 & #32**

- 31. Novelty Dressed Zucchini (1)
- 32. Most Unusual Fruit or Vegetable (**Please identify specific type of fruit or vegetable**)

**Class F - Garden Box**

Open to youth 3rd grade and up taking the horticulture project. Vegetables in the garden box shall come from the preceding list and in correct amounts. Garden boxes will be supplied. Incomplete boxes will be disqualified. All vegetables shall be grown from exhibitor's garden. **ONLY ONE TYPE OF VEGETABLE IN GARDEN BOX (1 SQUASH, 1 TOMATO ETC.)** Grand Champion and Reserve Champion vegetable boxes receive Rosettes. Limit 1 garden box per exhibitor.

- 1. Garden Box - 3rd-4th grade - 5 different vegetables
- 2. Garden Box - 5th-7th grade - 6 different vegetables
- 3. Garden Box - 8th grade and up - 6 different vegetables
- \$6.00 \$5.00 \$4.00 \$3.00

**Class G - Potatoes**

All potato exhibits should consist of 12 potatoes, each weighing about 8 ounces. The following suggestions in picking the exhibit should be followed: trueness to type; uniformity in size, shape, and color; medium-sized potatoes; clean; firm; bright; ripe; free from cracks, checks or mechanical injuries.

- 1. Superior
- 2. Red LaSoda
- 3. Atlantic
- 4. Russet Burbank
- 5. Ontario
- 6. Rine Red
- 7. Norland
- 8. Early gem
- 9. Yukon Gold
- 10. Fingerling Type
- 11. Kennebec
- 12. Any other variety, properly named.
- \$2.00 1.75 1.50 1.00

**Class H - Fruits - only fresh fruit allowed.**

- 1. Apples - plate of 4 of one variety
- 2. Raspberries - 1 pint
- 3. Strawberries - 1 pint
- 4. Cantaloupe - 1 whole, 1" stem
- 5. Blackberries - 1 pint
- 6. Watermelon-1 whole, any type, leave 1" stem
- \$2.00 1.75 1.50 1.00



**Department 15  
Flowers and House Plants**

Multipurpose Building, Noon -7pm Tuesday

**Make sure you read ALL "Rules & Regulations" in front of book!**

All flowers entered must be grown by the exhibitor, except for wildflowers.

Do not mix wildflowers with garden flowers; enter wildflowers in their own category.

Feel free to attach planting tag to entry. This will aide in proper ID of entries.

All entries should have containers that are heavy enough to support the entry. All containers should be clean and unbroken.

**All plants must be free from lice and mites before being brought in the exhibition building.**

**CLASS A - CUT FLOWERS LOTS 1-90**

All flowers entered must have been grown by the exhibitor. Display to consist of 1, 2, or 3 stems or blooms, additional greens maybe included but should be from the same plant. No duplicate lot entries, per household, if from the same plant.

- |   |                                      |
|---|--------------------------------------|
| 1.Ageratum                                | 48.Mallow (lavatera/malva)           |
| 2.Amaranthus                              | 49.Marigold, dwarf - multi-colored   |
| 3.Aster                                   | 50.Marigold, dwarf - orange          |
| 4.Bachelor button                         | 51.Marigold, dwarf - yellow          |
| 5.Balsam                                  | 52.Marigold, large - orange          |
| 6.Begonia, tuberous                       | 53.Marigold, large – yellow          |
| 7.Bells of Ireland                        | 54.Marigold, large - any other color |
| 8.Calendula                               | 55.Nasturtium                        |
| 9.Candytuft (iberis)                      | 56.Pansies, one solid color          |
| 10.Canna                                  | 57.Pansies, mixed colors             |
| 11.Celosia                                | 58.Petunia, double                   |
| 12.ChineseCynoglossum (Forget-Me-Not's)   | 59.Petunia, single                   |
| 13.Chrysanthemum, garden                  | 60.Petunia, single ruffled           |
| 14.Cleome                                 | 61.Phlox, perennial                  |
| 15.Cockscomb                              | 62.Roses, climbing                   |
| 16.Cone Flower, purple or white           | 63.Roses, cream or white             |
| 17.Coreopsis                              | 64.Roses, miniature                  |
| 18.Cosmos                                 | 65.Roses, any shade of pink          |
| 19.Dahlias, cactus                        | 66.Roses, any shade of red           |
| 20.Dahlias, under 4"                      | 67.Roses, rugosa                     |
| 21.Dahlias, over 4"                       | 68.Roses, variegated                 |
| 22.Dahlias, Single                        | 69.Roses, any shade of yellow        |
| 23.Daisy, Shasta                          | 70.Roses, any other shade            |
| 24.Delphinium, perennial                  | 71.Rudbeckia                         |
| 25.Dianthus, double                       | 72.Salpiglossis                      |
| 26.Dianthus, single                       | 73.Salvia, blue                      |
| 27.Feverfew                               | 74.Salvia, purple                    |
| 28.Gaillardia                             | 75.Salvia, red                       |
| 29.Garden Sunflower                       | 76.Salvia, any other color           |
| 30.Geranium, single, cut flower           | 77.Sedum                             |
| 31.Geranium, double, cut flower           | 78.Snapdragon                        |
| 32.Geranium, trailing, cut flower         | 79.Snow on the Mountain              |
| 33.Gladiolus, all one color, three spikes | 80.Sweet Pea, annual                 |
| 34.Gladiolus, variegated                  | 81.Sweet Pea, perennial              |
| 35.Gladiolus, mixed colors, three spikes  | 82.Verbena                           |
| 36.Gladiolus, pastel shades               | 83.Zinnia, cactus flowered           |
| 37.Gladiolus, dark shades                 | 84.Zinnia, large over 3.5"           |
| 38.Gladiolus, tiny tot                    | 85.Zinnia, miniature under 1.5"      |
| 39.Gladiolus, unique color                | 86.Zinnia, Mexican                   |
| 40.Gomphrena                              | 87.Zinnia, small 1.5 - 3.5"          |

**\$1.75 1.50 1.25 1.00**

**Award of Excellence Ribbon to top entry**

- 41. Helichrysum, straw flowers
- 42. Hydrangea, Annabelle
- 43. Hydrangea, any other
- 44. Japanese Lantern
- 45. Larkspur, annual
- 46. Lilies, Calla
- 47. Lilies, Day

**CLASS B - BOUQUETS LOTS 91-97**

All flowers entered must have been grown by the exhibitors except for wildflowers.

Do not mix wildflowers with garden flowers; put wildflowers in their own category.

Do not include goldenrod, ragweed, or state protected wildflowers.

Bouquets to consist of 5 or more stems or blooms. Bouquets are to be viewed from all sides.

- 91. Bouquet of mixed fresh garden flowers
- 92. Bouquet of mixed fresh garden flowers of one color
- 93. Bouquet of mixed fresh wild flowers
- 94. Bouquet of mixed dried flowers or pods
- 95. Bouquet of fresh garden flowers (one variety)
- 96. Bouquet of dried wild flowers
- 97. Bouquet of fresh wild flowers (one variety)

\$2.50 2.25 2.00 1.75

Champion ribbon for top entry in Class A and B

**EN CLASS DEPT.15 FLOWERS AND HOUSE PLANTS \* A**

**CLASS C - ARRANGEMENTS LOTS 98-107**

*Open to amateurs only.*

*Arrangements are to be viewed from all sides. Exceptions: corsage or wall hanging.*

*Exhibitor must provide own container for exhibit. All flowers must have been grown by the exhibitor (except wildflowers). No artificial flowers*

- 98. Corsage, any occasion, fresh flowers
- 99. Creative imagination, unusual arrangement
- 100. Fall Beauty, arrangement of dried garden flowers
- 101. Dried Wildflower arrangement
- 102. Foliage arrangement, foliage only.
- 103. Julia Child arrangement, utilizing a cooking utensil.
- 104. Mug arrangement, any holiday, fresh flowers.
- 105. Mug arrangement, dried garden flowers.
- 106. Mug arrangement, other than holiday, fresh flowers.
- 107. Wall hanging, swag, wreath, dried or fresh flowers

\$2.50 2.25 2.00 1.75

**CLASS D - POTTED PLANTS LOTS 108-146**

*All plants must have been growing in pots long enough to become well established before exhibition.*

*All plants must be free from lice and mites and all pots must be thoroughly cleaned before being brought in the exhibition building. Pot should not be cracked or broken.*

Plants are not to be sprayed with leaf shine or other sprays.

- 108. African violet, single
- 109. African violet, double
- 110. Begonia, semperflorens or wax
- 111. Begonia, tuberous
- 112. Begonia, any other variety, identify
- 113. Cactus, Christmas
- 114. Cactus, large over 10"
- 115. Cactus, small under 10"
- 116. Caladium
- 117. Climbing or trailing plant other than already listed.
- 118. Coleus
- 119. Combo Pot, 3 or more foliage only plants
- 120. Combo Pot, 3 or more flowering plants
- 121. Combo Pot, 3 or more herb plants
- 122. Fern, Boston
- 123. Fern, any other variety, identify
- 124. Geranium, trailing or ivy

- 127. Impatiens, Sunshine or New-Guinea
- 128. Impatiens, rosette-double
- 129. Impatiens, regular
- 130. Ivy, any variety, identify
- 132. Jade plant
- 133. Mandevilla
- 134. Peace Lily
- 135. Peperomia
- 136. Philodendron
- 137. Prayer plant
- 138. Snake or Mother-in-Law's Tongue
- 139. Spider plant
- 140. Swedish Ivy
- 141. Succulent
- 142. Terrarium
- 143. Any plant grown for foliage, not previously listed, identify
- 144. Any other flowering plant, not previously listed, identify
- 145. Unusual potted, must be identified.
- 146. Family Involvement Project – 12" diameter or larger pot of mixed flowering plants planted and cared for by at least 2 family members. Containers can be used to decorate the multi-purpose building during fair

4  
**\$2.00 1.75 1.50 1.25**

125. Geranium, upright  
126. Hoya plant

**Department 16**  
**Natural Resource Science**  
Multipurpose Building

Open to youth Grade (3-13) enrolled in Entomology, Forestry, Recycle, Shooting Sports and Wildlife Management.  
All posters - 14 x 22" tag board. All scrapbooks - 8 1/2 x 11"

**Class A - Forestry**

**Follow the Path**

Do not include any fruit trees.

A poster is defined as being 14"x22", a scrapbook is defined as being 8 ½ x 11". An exhibit or display is defined as having a three dimensional element to it.

- |   |   |
|---|---|
| <ol style="list-style-type: none"> <li>1. Exhibit of 15 or more leaves of native Wisconsin trees (properly labeled)</li> <li>2. Exhibit of 10 or more mounted specimens of wood cross and longitudinal section showing wood structure and bark (labeled)</li> <li>3. Collection of 15 or more tree seeds mounted and labeled</li> <li>4. Cross section of a tree</li> <li>5. Types of tree communities</li> </ol> | <ol style="list-style-type: none"> <li>6. Display of different types of trees</li> <li>7. Display of different types of roots</li> <li>8. Model of an effective ecosystem</li> <li>9. Topographic map of the county</li> <li>10. Exhibit of careers that require knowledge of trees or Forests</li> <li>11. Other Forestry 1 Exhibit</li> </ol> |
|---|---|

**Reach for the Canopy**

- |  |   |
|--|---|
| <ol style="list-style-type: none"> <li>12. Exhibit on how water moves from roots to canopy</li> <li>13. Exhibit of life cycles of a tree</li> <li>14. US map showing forests in each state</li> <li>15. Exhibit of plants that co-exist in a forest</li> <li>16. Exhibit of the impacts of invasive species on a forest</li> <li>17. Display of different tree diseases</li> </ol> | <ol style="list-style-type: none"> <li>18. Poster of risks of forest fires</li> <li>19. Poster on importance of forest densities</li> <li>20. Poster on measuring volume of standing trees</li> <li>21. Display of why people need forests</li> <li>22. Other Forestry 2 Exhibit</li> </ol> |
|--|---|

**Explore the Deep Woods**

- |   |  |
|---|--|
| <ol style="list-style-type: none"> <li>23. Exhibit identifying trees using dichotomous tree key</li> <li>24. Exhibit identifying trees by rubbing the bark</li> <li>25. Exhibit identifying types of tree fruits</li> <li>26. A map of forests in the county</li> <li>27. Exhibit on forest biomes</li> </ol> | <ol style="list-style-type: none"> <li>28. Display on goods and services provided by forests</li> <li>29. Exhibit on pruning a tree branch</li> <li>30. Exhibit on improving trees genetically</li> <li>31. Exhibit on forestry careers</li> <li>32. Other Forestry 3 Exhibit</li> </ol> |
|---|--|

**Making Maple Syrup**

33. Scrapbook on any phase of the project
34. Maple syrup— 1 pint Certified canning jar - produced by exhibitor—leave rings on, seal may be broken to check for flavor 3<sup>rd</sup> – 7<sup>th</sup> grade as of January 1<sup>st</sup>, 2011
35. Maple syrup— 1 pint Certified canning jar - produced by exhibitor— leave rings on, seal may be broken to check for flavor. 8<sup>th</sup> grade and up as of January 1<sup>st</sup>, 2011
36. Maple syrup- 1 pint Certified canning jar-leave ring on jar, to be opened by the judge. Unsealed jars will be disqualified.

**Class B - Wildlife Management**

All posters - 14 x 22" tag board. All scrapbooks - 8 1/2 x 11"

1. Poster on small game
2. Scrapbook on any phase of the project - include pictures, map of area, story on project
3. Scrapbook showing photographs and/or drawings of fur mammals found in area with write-up for each, covering its habits, economic value, and tracks
4. Poster on fur management
5. Poster on song birds
6. An exhibit of a single unit birdhouse of your own construction
7. Bird feeder, homemade, assembled from any product (milk carton, wood, etc.)
8. Poster on fish management
9. Homemade fishing lure - display on cardboard, cover hooks

**Wildflowers**

10. Poster on Wildflowers
11. Scrapbook of 10 or more different identified photographs or sketches of wildflowers or mounted, dried plants (no endangered plants)
12. Terrarium - put plants (no endangered plants) in wide-mouth gallon jar or similar glass container

**Sportfishing – Open to members enrolled in Sportfishing**

**Note**-any hooks used in a display should be covered

- 13. Display showing the parts of a fish – identify the fish, body parts, what they eat and temperature requirements.
- 14. Display showing proper tackle maintenance
- 15. Display showing the types of fish in your area
- 16. Display showing different types of bait
- 17. Display showing types of fishing knots
- 18. A tackle box inventory check list
- 19. Poster or display showing how to cast accurately
- 20. Display showing how to tie a fishing knot
- 21. A map of your favorite fishing spot
- 22. Display showing the difference between bobber and bottom fishing
- 23. Poster or display showing how to care for your Catch
- 24. A scrapbook of photos of this year’s fish catch – specify the variety, where they were caught and what bait was used.
- 25. Poster or display showing how to use a spinning rod and reel

- 26. Poster or display showing how to cast a fly
- 27. Poster or display showing how to cast bait
- 28. Decorated lure or jig - shall be attached to poster board or card stock, any hooks shall be covered
- 29. Fly wallet - shall be attached to poster board or card stock, any hooks shall be covered
- 30. Artificial fly - shall be attached to poster board or card stock, any hooks shall be covered
- 31. Poster or display of WI fishing laws
- 32. Poster or display showing fish adaptations
- 33. Poster or display showing fish senses
- 34. Mesh net
- 35. Poster or display of cooking a fish
- 36. A watershed study
- 37. Other exhibit relating to the Sport fishing project

**Sport fishing – open to members enrolled in Sport fishing**

**Note** – Any hooks used in a display should be covered

- 38. Poster or display showing parts of a fishing reel
- 39. Poster or display showing reel maintenance
- 40. Poster or display showing how to make artificial lures and flies
- 41. Poster or display showing how to de-barb and sharpen hooks
- 42. Cedar wood lure
- 43. Customized tackle
- 44. Poster or display showing types of insects that fish like

- 45. Fishing-related game
- 46. Fishing field journal
- 47. Fishing trip plans or report
- 48. Boat safety checklist
- 49. Angling ethics
- 50. Display of career opportunities in the fishing industry
- 51. Sport fishing skill-a-thon
- 52. Other exhibit relating to the Sport fishing project

**Class C - Archery**

Items to be exhibited at fair in the multipurpose building. Judging is on Wednesday of Fair.

Class	Lot	Description
C	1	Homemade quiver – belt, back, or ground
C	2	Homemade arm guard, finger tabs, or gloves
C	3	Target backstop, bow rack, or arrow rack
C	4	An arrow fletched by exhibitor, Tip must be protected.
C	5	Poster displaying 3 types of target faces
C	6	Booklet displaying hunting safety rules and/or regulations
C	7	Poster showing parts of bow or arrow
C	8	Poster displaying archery safety
C	9	Poster displaying types of fletching, arrow nocks, and/or arrow shafts. All tips must be protected.
C	10	Poster or Display showing how to score a target
C	11	Scrapbook showing growth in current archery year
C	12	Display of 5 or more animal tracks – any medium: plaster cast; photo; etc
C	13	Jewelry made with 50% or more natural resource material – ie feather; beads; etc.
C	14	Jewelry - made to represent natural resources
C	15	Craft item made entirely from materials found in nature space
C	16	Discover Wildlife Scrapbook
C	17	2-3 Homemade Animal Calls
C	18	Animal Hide tanned by exhibitor
C	19	Homemade Decoy or Blind
C	20	Poster or Display on Wildlife Ecology lesson taught by exhibitor
C	21	Poster or Display on feeding habitats, habitats and/or hunting laws
C	22	Poster or Display about game management
C	23	Poster or Display about hunting safety
C	24	Poster or Display on the principals of game management
C	25	Any item – history of archery
C	26	Any item –related to wildlife/ecology
C	27	Any item – related to archery safety
C	28	Any item – related to archery

\$2.00 \$1.75 \$1.50 \$1.25

**CLASS D - Archery Fair Shoot  
Held Saturday & Sunday before Fair**

- A. Instruction from project leaders must be promptly obeyed.
- B. Respectable Behavior - No horseplay or unruly behavior will be tolerated.
- C. Bows and arrows will be handled in a safe manner at all times.
- D. Failure to meet these expectations will cause exhibitor to drop at least one ribbon
- E. level or be dropped from the project even if the number of shoots is met
- F. Archers are required to shoot at least 5 archery clinics between April & July.
- G. Fair shoot will be held the Sunday before fair. Location and Times will be announced to exhibitors at least 1 week prior to shoot.
- H. Spot & Team: The matches will consist of 6 rounds shooting 5 shots per round totaling 30 shots. 3D: The Matches will consist of 2 shots per round. There will be a 4-minute time frame per round in all competitions.
- I. If shooter shoots more than 5 arrows that round will not be scored. If there is a cross fire, shooter will lose the score for that arrow. Any arrow dropped may not be picked up. Shooter loses that shot (no score).
- J. The safety line will only be crossed by the shooters, who are called forward to shoot.
- K. There will be no talking between the safety and shooting lines, including no coaching by youth or adults. Shooters may address questions to the Range Master as needed.
- L. Youth may compete in **no more than 3 competitions**, including the team category.

**Premiums \$2.00 \$1.75 \$1.50 \$1.25**

<b>Individual – Paper Targets</b>				
<b>Class</b>	<b>Lots</b>			<b>Description</b>
	3 <sup>rd</sup> -5 <sup>th</sup> grade 10 yards	6 <sup>th</sup> -8 <sup>th</sup> grade 15 yards	9 <sup>th</sup> & Above 20 yards	
D	1	2	3	Recurve – Barebow – string knock allowed
D	4	5	6	Recurve – with Aids
D	7	8	9	Long Bow – Barebow – string knock allowed
D	10	11	12	Compound Bow – finger w/ sights
D	13	14	15	Compound Bow – release w/ sights
D	16	17	18	Compound Bow – release w/ sights & other aids
<b>Team Competitions</b>			<b>*Teams are two (2) 4-Hers of any age or gender.</b>  <b>* Youth interested in shooting on a team must sign up on entry form. Teams will be choose by lottery style on day of shoot.</b>	
<b>Class</b>	<b>Lot</b>	<b>Description</b>		
D	19	Long Bow or Recurve Team		
D	20	Compound Bow Team		
<b>Individual 3-D Competition</b>			<b>*Shooting at one or more 3-D animals.</b>	
<b>Class</b>	<b>Lots</b>			<b>Description</b>
	3 <sup>rd</sup> -5 <sup>th</sup> grade 10 yards	6 <sup>th</sup> -8 <sup>th</sup> grade 15 yards	9 <sup>th</sup> & Above 20 yards	
D	21	22	23	Recurve – Barebow – string knock allowed
D	24	25	26	Recurve – with Aids
D	27	28	29	Long Bow – Barebow – string knock allowed
D	30	31	32	Compound Bow – finger w/ sights
D	33	34	35	Compound Bow – release w/ sights
D	36	37	38	Compound Bow – release w/ sights & Other aids

**Class E**

**Shooting Sports (Firearms and Hunting, Air Rifle, Air Pistol)**

Introduction to Firearms

All posters - 14 x 22" tag board. All scrapbooks - 8 1/2 x 11"

Introduction to Firearms & Hunting (7th grade and up) - Unit 1

1. Poster on any phase of the project such as care of gun, gun safety rules, different types of guns, etc.
2. Scrapbook on any phase of the project

### Air Rifle – Unit 3

**Note:** Any guns displayed must be replicas or models. **NO** firearms will be allowed in displays. Please do not include live ammunition. Spent casings or intact ammunition without primers and/or powder should be displayed.

3. Poster or display related to air rifle project
4. Scrapbook related to any phase of the project
5. Poster or display telling story of proper gun handling and/or storage in the home.
6. Poster or display identifying the parts of a gun with a key to the purpose of each part.
7. Exhibits showing the observance of and/or disregard of the ten commandments of firearm safety.
8. Poster showing the three shooting positions and the advantages and disadvantages of each.
9. Any other display related to the project. (A display is defined as having a 3 dimensional aspect to it)

### Air Pistol – Unit 4

10. Safety Poster
11. Poster showing proper shooting stance
12. Scrapbook using photographs to show growth and development of individual, include shooting score cards
13. Three targets shot by exhibitor
14. Poster exhibit showing care of gun
15. Any other display related to the project

### **Class F - Insect Project**

All posters - 14 x 22" tag board. All scrapbooks - 8 1/2 x 11"

1. First year in project - mounted insect exhibit (exhibit in box with cellophane cover, or other type) - 10 adult specimens properly labeled
2. Second or more year in project - same as above - 15 adult specimens
3. Poster on any phase of the project

### **Class G - Recycle Project**

All posters - 14 x 22" tag board. All scrapbooks - 8 1/2 x 11"

1. Poster on any phase of the project
2. Scrapbook on any phase of the project
3. Article made from discarded materials, no larger than 2 x 2 x 2'

### **Class H – Adventures Project**

Open to Youth enrolled in Introduction to Adventures, Bicycling, Winter Travel, Canoeing, Backpacking, Cross-Country Skiing and Hiking. Entry should pertain to the unit that youth is enrolled in. A display is defined as having a 3-Dimensional aspect to it. All items should be named or labeled.

1. A display on safety precautions for adventure activities.
2. A display showing the prevention of adventure related accidents.
3. A display showing proper clothing for adventure activities.
4. A repair kit made by the member for adventure equipment with an explanation of the use of its contents.
5. A first aid kit for adventure activities made by the member with each article labeled with its function.
6. A display of menus and gear to cook the meals for an adventure trip member has taken.
7. A display on map reading and orienteering.
8. A display on outdoor survival.
9. A journal, story, poem or song composed by member about an adventure trip.
10. A display showing the steps for planning an adventure trip.
11. A display of a family adventure activity.
12. Any other display not listed above.

\$2.00 1.75 1.50 1.25

## **Department 17**

### **4-H Exploring and Cloverbud Projects**

Multipurpose Building, Noon-7pm Tuesday

**Class A - Exploring** - Open to youth in 3rd-5th grade (as of January 1 of exhibit year). To enter the Clothing Revue, see Department 26, Class H.

Bring the following exhibits to the multi-purpose building and bring to the exploring judge. Judging will be done face-to-face. A special exhibit area will be set aside in the multi-purpose building for the Exploring members.

- Limit of 5 different entries in this class.

All posters – 14" x 22" tag board. All scrapbooks - 8 1/2 x 11"

### **Exploring Foods – Bring recipe cards with baked items**

1. Fondant Fun-create a simple character or cake decoration using fondant.
2. Chocolate chip cookies, plate of 3
3. Peanut butter cookies, plate of 3
4. Puppy chow, ½ cup
5. Ants on a log, plate of 3
6. Rice Krispy treats, plate of 3
7. Muffins (any type), plate of 3
8. Cupcakes (any type), plate of 3
9. Any other baked item, plate of 3

Exploring clothing items must be simple and not include items with zippers, buttonholes, or linings. Buttons may be used for decoration. No exceptions will be made.

### **Exploring Clothing & Home Environment**

5. Simple knitted article
6. Simple crocheted article
7. Simple stuffed animal
8. Stuffed pillow
9. Simple stuffed animal
10. Simple sewn clothing accessory (apron, scarf)
11. Simple Skirt (elastic/drawstring no zippers)
12. Simple shorts or pants
13. Simple tote bag
14. Simple jumper or sundress
15. Simple pillow case
16. One small household handcrafted item (example: place mat, small hemmed tablecloth, hemmed and trimmed towels)
17. One stitchery item (crewel, embroidery, needlepoint, etc.)

### Exploring Flowers

18. Annual flowers - artistic arrangement of flowers in container with 2 or more varieties (no weeds allowed)
19. Potted houseplant-foliage
20. Potted house plant-flowering
21. Terrarium
22. Cut flower arrangement

**Class B - Exploring** - Open to youth in 3rd-5th grade (as of January 1 of exhibit year). Bring the following exhibits to the multi-purpose building and bring to the exploring judge. All posters – 14" x 22" tag board. All multiple part exhibits MUST be put together in a box or connected together with proper identification (ie LEGOS). All scrapbooks - 8 1/2 x 11"

- Limit of 5 different entries in this class.

1. Tie dye article
2. Splatter painting article
3. Painted plaster or ceramic (1 item)
4. Fabric painting - 1 pre-stamped article
5. Crayon, marker, pencil, or water color picture (8 1/2 x 11" paper) original design
6. Foam kit project
7. Perler Bead project
8. Paint by number or felt (fuzzy) picture
9. Simple game made by exhibitor
10. Trash to Treasure – item using recycled materials
11. Sculpture original design- (clay, sculpy, playdough, etc)
12. Decorated, purchased clay pot
13. Homemade candle
14. Christmas or holiday ornament
15. Mosaic using items from nature (i.e. seeds, rocks, shells)
16. Rock art
17. Scrapbook with 5 or more different photographs or drawings of animals - identify each animal and write a small story about each
18. Insects - 5 or more different mounted and labeled insects - put in cardboard box and cover with plastic wrap
19. Scrapbook with 5 or more different identified photographs and/or sketches of flowers
20. Scrapbook with 5 or more different identified leaves and needles
21. Small homemade wooden article (if a birdhouse, do not paint)
22. Homemade puppet
23. Poster or display of how your family saves energy, recycles items or practices conservation.
24. Poster or display on any animal.
25. Lego project or an Erector Set, kit
26. Lego project or an Erector Set, not from kit
27. Model automobile
28. Model rocket
29. Model airplane
30. Photography - 4 pictures- black & white on any subject, mounted on tag board (14 x 22") with titles
31. Photography - 4 pictures- Color- on any subject, mounted on tag board (14 x 22") with titles
32. Leather article made by you
33. Stamped paper craft
34. 8x8, or 12 x 12 Completed Scrapbook page (in page protector)
35. Scrapbook containing story on what you did in your 4-H project, pictures, drawings, and/or newspaper articles on something you did in 4-H
36. Display promoting 4-H
37. Simple electrical item made by you
38. Homemade necklace
39. Homemade bracelet
40. Paper Mache article
41. Paper collage article
42. Beaded article
43. Liquid plastic -stained glass looking article
44. Any other item
45. Any other useful item.

**Class C - Exploring** - Open to youth in 3rd-5th grade (as of January 1 of exhibit year). Bring the following exhibits to the multi-purpose building and bring to the Exploring judge. Follow rules as listed under vegetable garden department. Dirty vegetables will not be accepted.

**Limit of 3 from small vegetables. 1 specimen from large vegetables**

1. Beans- green (10 pods)
2. Beans-yellow (10 pods)
3. Beets (3)- leave 1 inch stem
4. Carrots (3)- leave 1 inch stem
5. Cucumbers (3)-leave ½ inch stem
6. Cucumbers (3)-leave ½ inch stem
7. Kohlrabi (3)-leave ½ inch stem

8. Onions (3)-leave 1 inch stem-no roots, clean, do not peel
9. Peas (10 pods)-leave ½ inch stem
10. Peppers (3)-leave ½ inch stem
11. Potatoes (3)
12. Radishes (3)
13. Tomatoes-green (3)-leave stem

**Class D - Adventures in Dairyland** - Open to youth in 3rd-5th grade (as of January 1 of exhibit year). Bring exhibits to the multi-purpose building and bring to the Cloverbud and Exploring judges.

All posters – 14" x 22" tag board. All scrapbooks - 8 1/2 x 11"

1. Poster on any phase of the project
  2. Scrapbook with story, pictures, and/or drawings on any phase of the project
- All \$1.50 premiums

**Class E – Small Animal Exhibit** - Open to youth in 3rd-5th grade (as of January 1 of exhibit year). Bring animals to the multi-purpose building and bring to the Exploring judge. Take animals home after judging.

1. Any other small animal not shown in a specific department (ex: guinea pig, hamster, etc).

**Class F - 4-H CLOVERBUDS** - Open to youth in K-2nd grade (as of January 1 of exhibit year). Bring the following exhibits to the multi-purpose building and bring to the Cloverbud judge. Cloverbud members will be critiqued face-to-face and will receive a participation ribbon. A special exhibit area will be set aside in the Multi-Purpose Building for Cloverbud members. A \$1.50 premium will be given for all exhibits.

- Limit of 5 different entries in this class.

**Cloverbuds Foods**

1. Chocolate chip cookies, plate of 3
2. Peanut butter cookies, plate of 3
3. Puppy chow, ½ cup
4. Ants on a log, plate of 3
5. Rice Krispy treats, plate of 3
6. Muffins (any type), plate of 3
7. Cupcakes (any type), plate of 3
8. Any other baked item, plate of 3

**Cloverbud Flowers**

9. Annual flower planted in container - no weeds allowed
10. Potted houseplant foliage
11. Potted house plant-flowering
12. Cut flower arrangement
13. Terrarium

**Cloverbud Clothing**

Cloverbud clothing items must be simple and not include items with zippers, buttonholes, plackets, or linings. Buttons may be used for decoration. No exceptions will be made.

14. Simple Skirt (No zipper)
15. Simple jumper or sundress
16. Simple top or shirt
17. Simple shorts or pants (No pockets)
18. Simple sewn clothing accessory (apron, scarf)
19. Tote bag
20. Simple pillow case

**Class G - 4-H Cloverbuds** - Open to youth in K-2nd grade (as of January 1 of exhibit year). Bring the following exhibits to the Multi-Purpose Building and bring to the Cloverbud judge. All multiple part exhibits MUST be put together in a box or connected together with proper identification (ie LEGOS). All posters - 14 x 22" tag board. All scrapbooks - 8 1/2 x 11"

- Limit of 5 different entries in this class.

21. Tie dye article

14. Tomatoes-ripe (3)- leave stem

**Large Specimen Vegetables -1 large specimen.**

15. Cabbage (1)-leave 1 inch stem
16. Squash (1)-leave 1 inch stem
17. Head of lettuce(1)-leave ½ inch stem
18. Watermelon(1)-leave ½ inch stem
19. Zucchini (1)-leave ½ inch stem



22. Splatter painting article
23. Painted plaster or ceramic (1 item)
24. Fabric painting - 1 pre-stamped article
25. Crayon, marker, pencil, or water color picture (8 1/2 x 11" paper) original design
26. Foam kit project
27. Perler Bead project
28. Paint by number or felt (fuzzy) picture
29. Simple game made by exhibitor
30. Trash to Treasure – item using recycled materials
31. Sculpture original design- (clay, sculpy, playdough, etc)
32. Decorated Purchased clay pot
33. Homemade Candle
34. Christmas or holiday ornament
35. Mosaic using items from nature (i.e. seeds, rocks, shells)
36. Rock art
37. Scrapbook with 5 or more different photographs or drawings of animals - identify each animal and write a small story about each
38. Insects - 5 or more different mounted and labeled insects - put in cardboard box and cover with plastic wrap
39. Scrapbook with 5 or more different identified photographs and/or sketches of flowers
40. Scrapbook with 5 or more different identified leaves and needles
41. Small homemade wooden article (if a birdhouse, do not paint)
42. Homemade puppet
43. Poster or display of how your family saves energy, recycles items or practices conservation.
44. Poster or display on any animal.
45. Lego project or an Erector Set, kit
46. Lego project or an Erector Set, not from kit
47. Model automobile
48. Model rocket
49. Model airplane
50. Photography - 4 pictures- black & white on any subject, mounted on tag board (14 x 22") with titles
51. Photography - 4 pictures- Color- on any subject, mounted on tag board (14 x 22") with titles
52. Leather article made by you
53. Stamped paper craft
54. 8x8, or 12 x 12 Completed Scrapbook page (in page protector)
55. Scrapbook containing story on what you did in your 4-H project, pictures, drawings, and/or newspaper articles on something you did in 4-H
56. Display promoting 4-H
57. Simple electrical item made by you
58. Homemade jewelry
59. Paper Mache article
60. Paper collage article
61. Beaded article
62. Liquid plastic -stained glass looking article
63. Any other item
64. Any other useful item.

**Class H - 4-H Cloverbuds** - Open to youth in K-2nd grade (as of January 1 of exhibit year). Bring the following exhibits to the Multi-Purpose Building and bring to the Cloverbud judge. Follow rules as listed under vegetable garden department. Dirty vegetables will not be accepted.

**Limit of 3 from small vegetables. 1 specimen from large vegetables**

**Small Vegetables:**

1. Beans- green (10 pods)
2. Beans-yellow (10 pods)
3. Beets (3)- leave 1 inch stem
4. Carrots (3)- leave 1 inch stem
5. Cucumbers (3)-leave ½ inch stem
6. Cucumbers (3)-leave ½ inch stem
7. Kohlrabi (3)-leave ½ inch stem
8. Onions (3)-leave 1 inch stem-no roots, clean, do not peel
9. Peas (10 pods)-leave ½ inch stem
10. Peppers (3)-leave ½ inch stem
11. Potatoes (3)

12. Radishes (3)
13. Tomatoes-green (3)-leave stem
14. Tomatoes-ripe (3)- leave stem

**Large Specimen Vegetables -1 large specimen.**

15. Cabbage (1)-leave 1 inch stem
16. Squash (1)-leave 1 inch stem
17. Head of lettuce(1)-leave ½ inch stem
18. Watermelon(1)-leave ½ inch stem
19. Zucchini (1)-leave ½ inch stem

**Department 18  
Cultural Arts**  
Multipurpose Building, Noon-7pm Tuesday

- All entries must be the work of the exhibitor since August 1 of the previous year. Entries will be judged face-to-face on Wednesday of fair, noon to 7:00 p.m.
- All pictures must have backing of construction paper or tag board of at least 1/2 to 1" border around the picture or be in a frame.
- Open to youth enrolled in Celebrate Art, Art in Your Future, or any project in the area of Arts. Various art and craft activities include clay, leather, painting, drawing, fiber, paper, metal designed activities, media, music, theatre, and self-determined.
- A poster is defined as being 14"x22".
- Rosette for champion Cultural arts display

**Class A** - Open to all youth in Celebrate Art, Art in Your Future, Elements and Principle of Design (Palette of Fun) or other Art projects, 3rd-5th grade. LIMIT 6 ENTRIES

**Class B** - Open to all youth in Celebrate Art, Art in Your Future, or other Art projects, 6th-8th grade. LIMIT 6 ENTRIES

**Class C** - Open to all youth in Celebrate Art, Art in Your Future, or other Art projects, 9th grade and up. LIMIT 6 ENTRIES

- |  |  |
|--|--|
| 1. Paper collage article   | 13. Spatter painting on clothing article                               |
| 2. Mod Podge Item  | 14. Sponge painting on clothing article                                |
| 3. Paper Mache' - animal figure  | 15. Soap carved article  |
| 4. Paper Mache' - any other article  | 16. Wood carved sculpture  |
| 5. Friendship stick  | 17. Foam tray painting   |
| 6. Bread dough craft item  | 18. Rubber stamping article - embossed                                 |
| 7. Christmas candle  | 19. Rubber stamping article - chalk, markers, or ink                   |
| 8. Jelly Candle  | 20. Rubber stamping cards, 3 in a set (holiday, birthday, all Occasion |
| 9. Any other candle  | 21. Handmade clay pot  |
| 10. Decorated, purchased Clay pot, does not need to be fired               | 22. Handmade clay article  |
| 11. Clay item, using homemade or purchased clay, does not need to be fired | 23. Plastic stained article  |
| 12. Tie dye article  |  |

**Stencil & Painting. Making original designs, color experiments on textiles and paper, etc.**

- |  |  |
|--|--|
| 24. Hand stencil - greeting card with envelopes, set of 3  | 30. Metal tooling picture                                    |
| 25. Hand stencil on paper with crayon, set of 3            | 31. Metal punch picture                                      |
| 26. Hand stencil on paper with paint, set of 3             | 32. Nail collage   |
| 27. Hand stencil on cloth with paint                       | 33. Seed mosaic  |
| 28. Article of beading                                     | 34. String art - picture                                     |
| 29. Wire article   | 35. Decorated grapevine article (wall hanging, wreath, etc.) |
| 36. Holiday decoration, other than Christmas, not from kit | 41. Doll making - handmade doll using (textiles, wood, etc.) |
| 37. Holiday article, Christmas, (not from kit)             | 42. Wood burning article                                     |
| 38. Holiday article, Christmas, (from a kit)               | 43. Stained glass article                                    |
| 39. Tree ornaments, set of 3, not from kit                 | 44. Cement, garden stepping stone                            |
| 40. Tree ornaments, set of 3, from a kit                   | 45. Art careers poster                                       |

**Block Printing. Experiments in original design, designing and cutting blocks from different materials, and making designs on textiles, paper, etc.**

46. T-shirt or any other textile item, original design
47. Display of 3 items with original block print design
48. Other item with original block print design
49. Any other design original, made from wire or metal
50. Any other item

**Fiber craft. Variety of fiber techniques including macramé, weaving, needlework, basketry, quilting, etc.**

- |                                    |                                   |
|------------------------------------|-----------------------------------|
| 51. Macramé item                   | 59. Embroidery item, not from kit |
| 52. Rug hooking item               | 60. Any other needlework item     |
| 53. Basketry item                  | 61. Wool felting, any article     |
| 56. Plastic mesh article           | 62. Quilting Item                 |
| 57. Latch hook item                | 63. Quilling Article              |
| 58. Embroidery item, made from kit |                                   |

**Plaster Painting. Articles shall be made of plaster and be painted by youth. Shall have date article was made on bottom or back of article.**

64. Wall plaque
65. Statue
66. Any other item (not covered under 1-61)
67. Any other useful item (not covered under 1-61)

**Leather Craft: Open to youth enrolled in Leather craft, Celebrate Art, or Art in Your Future. Characteristics and uses of leather, use of tools and equipment, making patterns, original design, and leather craft techniques.**

**Class D:** 3<sup>rd</sup> – 6<sup>th</sup> Grades

**Class E:** 7th Grade and up

1. Leather belt, original design
2. Leather article for use in home or school, not from kit
3. Leatherwork, kit
4. Leatherwork kit, wearing apparel, or accessory
5. Leatherwork kit, for use in home or school
6. Leatherwork kit, article, with lacing
7. Leatherwork kit, article, with carving

8. Any other item, not from kit

**Open to youth enrolled in Drawing and Painting, Celebrate Art, or Art in Your Future. Must be original work made by member since August 1 of last year. Your initials and year must be printed in lower right-hand corner.**

**Class F:** Grades 3<sup>rd</sup>–5<sup>th</sup> enrolled in "A Palette of Fun"

**Class G:** Grades 6<sup>th</sup>–8<sup>th</sup>.

**Class H:** Grades 9<sup>th</sup> and up.

**Limit of 4 articles.**

1. Pencil sketch
2. Colored pencil sketch
3. Chalk sketch
4. Chalk and ink
5. Water color
6. Water color and ink
7. Crayon
8. Felt tip/magic marker drawing
9. Felt tip/magic marker drawing (from a kit)
10. Tempera or poster paint
11. Finger painting
12. Water color drawing
13. Cartoon
14. Paint by number kit
15. Pen/Ink drawing
16. Gel painting
17. Acrylic painting
18. Oil painting
19. India ink
20. Charcoal sketch
21. Scratch art
22. Any other medium
23. Any other mixed medium

**Tube Painting and Acrylic Painting (for fabrics)** Open to youth enrolled in Tube and Acrylic Painting, Drawing and painting, Celebrate Art, or Art in your future.

**Class I.** 3<sup>rd</sup>–5<sup>th</sup> Grades.

**Class J.** 6<sup>th</sup>–8<sup>th</sup> Grades.

**Class K.** 9<sup>th</sup> Grade and up.

**Limit of 3 exhibits.**

1. Pre-stamped item on cloth (no pella, only woven fabric), pillowcases (2 in a set), scarf, etc.
2. Clothing item with stamped painted pattern
3. Clothing item with original painted pattern
4. Picture or wall hanging, non-velvet, ready to hang
5. Picture or wall hanging, velvet or suede, ready to hang
6. Picture on glass ready to hang
7. Picture on Plastic ready to hang
8. Article on liquid lead/stained glass
9. Paint on any other material – plastic, wood, leather, cardboard, etc.)

**Class L. Ceramics** Open to youth enrolled in Ceramics. 3<sup>rd</sup>–5<sup>th</sup> grade

**Class M. Ceramics** Open to youth enrolled in Ceramics. 6<sup>th</sup>–8<sup>th</sup> grade

**Class N. Ceramics** Open to youth enrolled in Ceramics. 9<sup>th</sup> grade and up

All ceramic items must be signed and dated.

1. Glazed item
2. Stained on bisque
3. Over glazed item (decal or luster)
4. Under glazed item
5. Dry brushed item
6. Combination of techniques
7. Ceramic piece for outdoors
8. Handmade clay article

**Class O. Trash and Treasure** Open to youth enrolled in Trash and Treasure, Celebrate Art, or Art in Your Future 3<sup>rd</sup>–5<sup>th</sup> grades.

**Class P. Trash and Treasure** Open to youth enrolled in Trash and Treasure, Celebrate Art, or Art in Your Future 6<sup>th</sup>–8<sup>th</sup> grades.

**Class Q. Trash and Treasure** Open to youth enrolled in Trash and Treasure, Celebrate Art, or Art in Your Future 9<sup>th</sup> grade and up.

1. Practical article for use in home, made from tin can
2. Practical article for use in home, made from plastic article
3. Practical article for use in home or on farm, made from material other than plastic or tin, such as cardboard, glass, etc.
4. Christmas article made from plastic bottle, tin or any or any other recyclable item

**Class R.** Open to youth in Theatre Arts Discoveries, Puppetry, Clowning, and Folk Arts. Drama techniques, planning and leading a session, story ideas, resources for theatre games, and group improvisation All costumes and photos must be PG13 rated and kept age appropriate. All photos must be non-explicit or suggestive. All makeup must be done on face, neck, shoulder, shoulder blade, leg, arm or hand. All prop weapons must be made of cardboard, plastic, resin, foam, rubber or wood, no sharp edges or points. Any entry found with the stated criteria will be rejected and asked to be removed from the Langlade county fairgrounds. . All scrapbooks - 8 1/2 x 11" and all posters defined as being 14x22"

### Definitions:

#### **Fashion makeup**

Fashion makeup is used in magazine photography as well as on the fashion runway. Avant-garde makeup is also an applicable technique used for projects that require experimental themes. Fashion makeup is also commonly used in television and film ranging for the natural *prime look* to more sophisticated applications such as *color balance*.

#### **Theatrical makeup**

Stage makeup is used as a method in conjunction with stage lighting to highlight the actors' faces in order make expressions visible to the audience from moderate distances. This often includes defining the eyes and lips as well as the highlights and lowlights of the facial bones.

#### **Special effects makeup (FX makeup)**

The use of special effects techniques enhancing physical features to exhibit metaphysical characteristics as well as fantasy makeup. The use of prosthetics and plaster casting are also required for projects that entails non-human appearances. Accents such as theatrical blood and ooze are also techniques applicable to this type of makeup.

**Airbrushing**

The use of an airbrush which is a small air-operated device that sprays various media including alcohol and water-based makeup by a process of nebulization. Liquid foundations that are high in coverage but thin in texture are applied with the airbrush for full coverage without a heavy build-up of product.

**Special occasion makeup**

Special occasion makeup is a new segment in a makeup artist's repertoire. From ethnic, to glamorous, to contemporary, makeup artists are now an important part of event planning.

**High definition**

This is an art which involves the use of light reflectors and ingredients such as minerals to give the skin a flawless finish. This was developed due to the further development of high definition mediums and the cost implications of airbrush makeup.

**Character makeup**

Is used to create a character to the extent of changing a subject's physical configuration to suit the requirements of a script. It encompasses a great deal: varying age levels, character delineation, personality traits, unusual facial features, symbolic figures, men's facial hair application, cuts, scars, bruises, burns, tattoos, disfigurements, horror designs, and anything on the face or body that is created without embellishing or enhancing the corrective and/or beauty aspects of the human face or figure.

**Act One: 3<sup>rd</sup>-5<sup>th</sup> Grade**

1. Three different puppets made by exhibitor
2. Exhibit of puppet stage
3. Original one act play or skit
4. Exhibit of prop/props
5. Three Panel Picture story
6. Costume Created for a character, including written description of concept.
7. Shadow Puppet (no kits)
8. Poster, exhibit or display not listed above.

**Theatrical makeup**

9. Make up tutorial on self or model- 10 min. max verbal description to judge.
10. Make up end result photo (5x7) with written concept.

**Act Two: 6-8<sup>th</sup> Grade**

11. Collage of puppet types from around the world.
12. Puppet made by exhibitor (no kits)
13. Homemade Color Wheel and light rainbow
14. Display on make-up
15. Monologue based on a fictional character (no more than three hand written pages)
16. Display of props or prop made by exhibitor with written concept.
17. Costume Created for a character, including written description of concept.
18. Personal acting DVD max. time 5 min.
19. Poster, exhibit or display not listed above.

**Theatrical makeup**

20. Make up tutorial on self or model- 10 min. max verbal description to judge.
21. Make up end result photo (5x7) with written concept.

**Airbrushing**

24. Make up tutorial on self or model- 10 min. max verbal description to judge.
25. Make up end result photo (5x7) with written concept.

**Special occasion makeup**

26. Make up tutorial on self or model- 10 min. max verbal description to judge.
27. Make up end result photo (5x7) with written concept.

**High definition**

28. Make up tutorial on self or model- 10 min. max verbal description to judge.
29. Make up end result photo (5x7) with written concept.

**Character makeup**

30. Make up tutorial on self or model- 10 min. max verbal description to judge.
31. Make up end result photo (5x7) with written concept.

**Act Three: 9-10<sup>th</sup> Grade**

32. Report on puppets of the world (no more than two typed pages)
33. "Open Scene" script with two possible interpretations (no more than two typed pages)
34. Display of props or prop made by exhibitor with written concept.
35. Costume Created for a character, including written description of concept.
36. Costume for a character representing a specific culture (Fictional or Non-fictional)
37. Personal acting DVD max. time 5 min.
38. Original short performance piece.
39. Poster, exhibit or display not listed above.

**Fashion makeup**

40. Make up tutorial on self or model- 10 min. max verbal description to judge.
41. Make up end result photo (5x7) with written concept/process.

**Theatrical makeup**

42. Make up tutorial on self or model- 10 min. max verbal description to judge.
43. Make up end result photo (5x7) with written concept.

**Special Effects (FX) or Character makeup**

44. Make up tutorial on self or model- 10 min. max verbal description to judge.
45. Make up photos (5x7) showing 3 stages in the process with written concept.

**Airbrushing**

46. Make up tutorial on self or model- 10 min. max verbal description to judge.
47. Make up end result photo (5x7) with written concept.

**Special occasion makeup**

48. Make up tutorial on self or model- 10 min. max verbal description to judge.
49. Make up end result photo (5x7) with written concept.

**High definition**

50. Make up tutorial on self or model- 10 min. max verbal description to judge.
51. Make up end result photo (5x7) with written concept.

**Character makeup**

52. Make up tutorial on self or model- 10 min. max verbal description to judge.
53. Make up end result photo (5x7) with written concept.

**Act Four: 11-13<sup>th</sup> Grade**

54. Display on character development.
55. Display of props or prop made by exhibitor with written concept.
56. Costume Created for a character with optional makeup, including written description of concept.
57. Puppet or costume used by exhibitor in a community service project, including description of project.
58. Set design, costume list and prop list for a selected play, including script.
59. Original short performance piece.
60. 1-20 sentence character based monologue.
61. Set design model
62. Puppet DVD
63. Personal acting DVD max. time 5 min.
64. Poster, exhibit or display not listed above.

**Fashion makeup**

65. Make up tutorial on self or model- 10 min. max verbal description to judge.
66. Make up end result photo (5x7) with written concept/process.

**Theatrical makeup**

67. Make up tutorial on self or model- 10 min. max verbal description to judge.
68. Make up end result photo (5x7) with written concept.

**Special Effects (FX) or Character makeup**

69. Make up tutorial on self or model- 10 min. max verbal description to judge.
70. Make up photos (5x7) showing 3 stages in the process with written concept.

**Airbrushing**

71. Make up tutorial on self or model- 10 min. max verbal description to judge.
72. Make up end result photo (5x7) with written concept.

**Special occasion makeup**

73. Make up tutorial on self or model- 10 min. max verbal description to judge.
74. Make up end result photo (5x7) with written concept.

**High definition**

75. Make up tutorial on self or model- 10 min. max verbal description to judge.
76. Make up end result photo (5x7) with written concept.

**Premiums: \$2.00 \$1.75 \$1.50 \$1.25**

**Class S.** Open to youth enrolled in Music and Folk Arts. Making musical instruments, creative performing, investigating and listening to, or writing music. All scrapbooks - 8 1/2 x 11" all posters – 14" x 22"

1. Poster on music
2. Poster on dance (jazz, ballet, tap, etc.)
3. Two original songs with words
4. Homemade musical instrument

\$2.00 1.75 1.50 1.25

Photography Guidelines:

1. Exhibitors shall be enrolled in the unit which they exhibit.
2. Mounting: All photos shall be mounted (Except State Fair Photos). Use poster board, foam core board, mounting board, flush mounts, etc. (DO NOT MATTE PHOTOS ON CONSTRUCTION PAPER). All mattes should be black or white.
3. MAXIMUM of 2 ½ inch border around photos.
4. NO FRAMES OF ANY KIND. No wrapped canvas.
5. Photos may be flush mounted.
6. PRINT SIZE: **Maximum 8x10 - Minimum 5x7**
7. Affix photos with double side tape or spray glue. DO NOT USE WHITE GLUE OR GLUE STICKS.
8. Please make sure that photos are well attached. We will make every effort to protect displays, but are not responsible for lost photos or damage to photos.
9. Posters can be NO LARGER than **14x22** inches. Affix photos to poster with double sided tape. NO GLUE.
10. Self-determined can include several of the elements listed below or one not listed.
11. State Fair Photo must be in an 8 ½ x 11 page protector.
12. Limit of 4 entries per class.

**Class A** – Focus on Photography: Level One – 3<sup>rd</sup>-5<sup>th</sup> Grade

**Class B** – Controlling the Image: Level Two – 6<sup>th</sup>- 8<sup>th</sup> Grade

**Class C** – Mastering Photography: Level Three – 9<sup>th</sup>- 13<sup>th</sup> Grade

Lot #

- |                              |   |
|------------------------------|---|
| 1. Landscape color           | 12. Slow shutter speed B&W/Toned            |
| 2. Landscape B&W/Toned       | 13. Fast shutter speed color                |
| 3. Animals color             | 14. Fast shutter speed B&W/Toned            |
| 4. Animals B&W/Toned         | 15. County Fairs color                      |
| 5. Flowers color             | 16. County Fairs B&W/Toned                  |
| 6. Flowers B&W/Toned         | 17. Any other color                         |
| 7. People/portrait color     | 18. Any other B&W/Toned                     |
| 8. People/portrait B&W/Toned | 19. Photo with computer manipulated effects |
| 9. Macro color               | 20. Self-determined                         |
| 10. Macro B&W/Toned          | 21. Poster on any phase of the project.     |
| 11. Slow shutter speed color |   |

**Class D - State Fair Photo Display**

- Top three winners will be chosen as entries for the next year’s Wisconsin State Fair display.
- Open to any photography exhibitor
- One un-mounted 8x10 print. Display in page protector sheet.
- Must have Photo turned into 4-H office by October 1st of current year to send to the state.

Lot # 1. State Fair Photography

**Class E – Videography**

- For youth enrolled in the videography project
- Exhibitor provides own equipment for playback

Lot #

1. Poster on some aspect of movie making or movie equipment (14x22).
2. Diagram of video camera, including descriptions (14x22).
3. Notebook/scrapbook showing your movie outline (scene, distance, angle, etc.) notes on filming, editing, and showing your movie, and audience reaction to a movie you made.
4. Script or story board for a television program.
5. Samples of camera work: such as close up, medium and long shots, zoom, changing camera angles, fade-in, fade-out, different lighting conditions. Maximum length of 3 minutes.
6. Short program (3-5 minutes) that tells a story, shot indoors.
7. Short program (3-5 minutes) that tells a story, shot outdoors.
8. Any other exhibit related to videography not listed above.

\$2.00 \$1.75 \$1.50 \$1.25

**Department 21  
Computers**

Multipurpose Building, Noon-7pm Tuesday

Open to members enrolled in the Computer Project. No disks should be submitted unless otherwise noted. ALL entries must be in printed form. Exhibitor shall include type of equipment used and program.

A poster is defined as being 14"x 22"

**Class A -Unit 1**

3rd- 8th Grade

1. Poster with a flow chart showing how a personal computer works
2. Poster on any subject related to computers
3. Create a flyer that promotes 4-H or the Langlade County Fair. A flyer consists of 8 1/2 X 11" sheet of paper printer on one side
4. Create any other type of flyer. A flyer consists of an 8 1/2 X 11" sheet of paper printer on one side
5. Sign promoting a Langlade County 4-H Activity. On 8 1/2 X 11" sheet of paper
6. Any other item

\$2.50 2.25 2.00 1.50

**Class B -Unit 3**

9th - 13th Grade

7. Create a tri-fold/6 panel brochure that includes graphics. The original paper size must be not bigger than 8 1/2 X 14" (legal size)
8. Computer generated scrapbook, with text and graphics or pictures
9. Computer generated storybook, with text and graphics or pictures
10. Computer generated magazine cover, with text and graphics or pictures
11. Computer generated t-shirt design. Display on a t-shirt.
12. Computer generated drawing
13. Display a dismantled computer with labeled parts
14. Exhibit a Website you have designed
15. Computer generated animated presentation – print out or provide own laptop for display
16. Create a flyer that promotes 4-H or the Langlade County Fair. A flyer consists of 8 1/2 X 11" sheet of paper printer on one side
17. Create any other type of flyer. A flyer consists of 8 1/2 X 11" sheet of paper printer on one side.
18. Create a banner that promotes 4-H or the Langlade County Fair. A banner consists of 4 – 8 1/2 X 11" sheets of paper
19. Any other item

\$3.00 2.75 2.50 2.25

**Department 22**

**Woodworking**

Multipurpose Building, Noon-7pm Tuesday

All articles must be made from wood and must have an appropriate finish for the intended use of the article (sealed, oiled, and painted). No stone or other decorative materials allowed unless stated. The quality of the finish will be considered as part of the workmanship in evaluation of the article.

Items should be ready for use. Kits permitted in Class A and B only.

Champion rosette for best woodworking division exhibit. 1-2-3-4 ribbons **sponsored by Antigo Whittle People.**

**Class A: 3rd-4th grade**

1. Article for use in farm or home workshop
2. Article for use out-of-doors
3. Article for use in storage
4. Article for use in kitchen
5. Article for use in living room
6. Article for use in the home, other than for kitchen or living room

\$2.00 1.75 1.50 1.25

**Class B: 5th-6th grade**

1. Article for use in farm or home workshop
2. Article for use out-of-doors
3. Article for use in storage
4. Article of furniture or cabinet making
5. Article for use in the home, other than furniture or cabinet making

\$2.00 1.75 1.50 1.25

**Class C: 7th-8<sup>th</sup> grade**

1. Article for use in farm or home workshop
2. Article for use out-of-doors
3. Article for use in storage
4. Article of furniture or cabinet making
5. Article for use in the home, other than furniture or cabinet making

**Please note that items made in Ag or Industrial Arts Class should be entered in the correct lot**  
\$2.50 2.25 2.00 1.75

**Class D: 9th grade and older**

1. Article for use in farm or home workshop
2. Article for use out-of-doors
3. Article of furniture or cabinet making
4. Article for use in the home, other than furniture or cabinet making
5. Article for use in some building other than the home

**Please note that items made in Ag or Industrial Arts Class should be entered in the correct lot.**  
\$3.00 2.75 2.50 2.25

7. Toy or game
8. Article made from a kit
9. Article of creative design from wood or wood and other materials
10. Article of creative design from wood to be carved by hand or woodworking tools

6. Toy or game
7. Article made from a kit
8. Article of creative design from wood or wood and other materials
9. Article of creative design from wood to be carved by hand or woodworking tools

6. Toy or game
7. Article of creative design from wood or wood and other materials
8. Article of creative design from wood to be carved by hand or woodworking tools
9. Article made in Ag or Industrial Arts Class

6. Repaired or refinished article
7. Article of creative design from wood or wood and other materials
8. Article of creative design from wood to be carved by hand or woodworking tools
9. Article made in Ag or Industrial Arts Class

**Department 23**

**Electricity**

Multipurpose Building, Noon-7pm Tuesday

All posters – 14" x 22" tag board. All scrapbooks - 8 1/2 x 11"

**Class A 3rd-5th grade**

1. Poster on any phase of the project
2. Circuit board, closed circuit - kit
3. Circuit board, parallel wiring - kit
4. Circuit board, series wiring - kit

\$2.00 1.75 1.50 1.25

**Class B 6th-7th grade**

1. Poster on any phase of the project
2. Homemade electromagnet
3. Electromagnetic bell - kit
4. Telegraph unit

\$2.00 1.75 1.50 1.25

**Class C 8th-9th grade**

1. Scrapbook on any phase of project
2. Five or more identified different types of wires - mounted on wood or cardboard

3. Electric table lamp - kit

\$2.50 2.25 2.00 1.75

**Class D 10th grade and up**

1. Poster on proper lighting
2. Poster on cut away view of electric appliance with major identified parts

3. Homemade electric light

4. Any electric appliance

5. Poster on any phase of project

\$3.00 2.75 2.50 2.25

5. Any other electric equipment - kit
6. Any other electric equipment - no kit
7. Scrapbook on any phase of the project

5. Electric motor
6. Any other electric equipment - kit
7. Any other electric equipment - no kit

4. Electric table lamp - no kit
5. Poster on any phase of project
6. Any other electric equipment

6. Scrapbook on any phase of project
7. Any electronic equipment - kit
8. Any electronic equipment - no kit
9. Poster on any phase of the project except computers
10. Poster on computers

**Department 24  
Mechanical Projects**

Multipurpose Building, Noon- 7pm Tuesday

\*Please Note: A display must have a 3-Dimensional aspect to it. All items should be named or labeled.

All posters – 14" x 22" tag board. All scrapbooks - 8 1/2 x 11"

**Class A - Tractor (7th grade and up)**

1. Poster on any phase of the project
2. Mounted exhibit of defective tractor parts, explaining the cause of defect and the suggested method of prevention or remedy.
3. Scrapbook with 8 or more different identified tractors or other farm machinery

**Class B - Automotive**

**Model Car - Unit 1**

1. Model car - kit - 3rd-4th grade
2. Model truck - kit - 3rd-4th grade
3. Model car - kit - 5th-6th grade
4. Model truck - kit - 5th-6th grade
5. Model car - kit - 7th grade and up

6. Model truck - kit - 7th grade and up
7. Model car - homemade - 3rd-6th grade
8. Model truck - homemade - 3rd-6th grade
9. Model car - homemade - 7th grade and up
10. Model truck - homemade - 7th grade and up

**Unit 2 (10th grade and up)**

11. Poster on any phase of the project
12. Model car - kit with tag giving name of car, year, and model
13. Model truck - kit with tag giving name of truck, year, and model

**Unit 3 (10th grade and up)**

14. Poster on any phase of the project
15. Model car - kit with tag giving name of car, year, and model
16. Model truck - kit with tag giving name of truck, year, and model
17. Model car - homemade with tag giving name of car, year, and model
18. Model truck - homemade with tag giving name of truck, year, and model

\$2.50 2.25 2.00 1.75

**Class C - Small Engines** All posters - 14 x 22" tag board. All scrapbooks - 8 1/2 x 11" **Introduction to Small Engines - Unit 1 (6th grade and up)**

1. Poster illustrating parts of a small engine, completely labeled and explaining the function of each
2. Poster showing proper safety with small engines
3. Scrapbook on any phase of the project other than safety
4. Mounted display of identified parts of a small engine

\$2.00 1.75 1.50 1.25

**Unit 2**

**(6th grade and up)**

5. Poster on any phase of the project
6. Scrapbook on any phase of project
7. Mounted display of identified parts of a small engine

\$2.00 1.75 1.50 1.25



### Class D - Bicycle Safety

All posters – 14" x 22" tag board. All scrapbooks - 8 1/2 x 11" All displays must have a 3-dimensional aspect to it.

#### Unit 1

1. Poster: proper way to wear a helmet
2. Display: helmet types
3. Poster: bike safety check
4. Exhibit: highway signs
5. Poster: how to make safe turns
6. Poster: crossing intersections safely
7. Poster: how to make safe stops
8. Display: riding a bike in traffic
9. Display: locating bike hazards
10. Display: choosing safe places to ride
11. Bike Scrapbook
12. Report: group ride
13. Completed member guide (BU7503)

#### Unit 3

29. Price comparison of bikes to buy
30. Display: how to fix a flat tire
31. Display: chain maintenance (advanced)
32. Display: how to replace brake cables
33. Poster: making emergency turns (advanced)
34. Poster: using gears efficiently

### Class E - Aerospace

All posters – 14" x 22" tag board. All scrapbooks - 8 1/2 x 11"

#### Unit 1

1. Poster on any phase of the project
2. Homemade model airplane, made of wood or wood and paper
3. Model airplane - kit, plastic - 3rd-5th grade
4. Model airplane - kit, plastic - 6th grade and up
5. Model airplane - kit, other than plastic
6. Model airplane - kit, snap or glue

#### Unit 2 - (3rd-5th grade)

7. Poster on any phase of the project
8. Homemade model rocket, made of wood or wood and paper
9. Model rocket - 1 stage - kit
10. Model rocket - 2 or more stages – kit

#### Class F - Model Project

1. Model of boat, kit
  2. Model of truck, kit
  3. Model of train (engine or car), kit
  4. Model of submarine, kit
  5. Model of motorcycle, kit
- \$2.00 1.75 1.50 1.25

#### Unit 2

14. Poster: purchase information on bikes
15. Display: bike parts
16. Poster: tire inflation
17. Display: bike adjustments
18. Display: chain maintenance
19. Poster: safe scanning
20. Poster: how to make safe turns
21. Poster: using gears efficiently
22. Poster: quick stopping
23. Display: dodging obstacles
24. Display: planning a bike trip
25. Exhibit: how to be a safe, courteous cyclist
26. Bike adventure journal
27. Report: quiz bowl
28. Completed member guide (BU7504)

35. Display: riding safely at night, in bad weather
36. Report: career opportunities
37. Report: bike activism or community service
38. Report: bike rodeo
39. Report: bicycle bingo
40. Completed member guide (BU7505)

#### Unit 3 - (6th-8th grade)

11. Poster on any phase of the project
12. Homemade model rocket, made of wood or wood and paper
13. Model rocket - 1 stage - kit
14. Model rocket - 2 or more stages - kit

#### Unit 4 - (9th grade and up)

15. Scrapbook on any phase of the project
16. Homemade model rocket, made of wood or wood and paper
17. Model rocket - 1 stage - kit
18. Model rocket - 2 or more stages - kit

6. Lego model, kit
7. Model of helicopter, kit
8. Homemade project from one of the above exhibits
9. Erector set

### Department 25

#### Food and Nutrition

Multipurpose Building, Noon-7pm Tuesday

- All food exhibits will be judged face to face. You must be present for the judging.
- Class A - B- C - Cake Decorating
- The cookies, cupcakes, and cakes and/or flat surfaces in the "Decorated cookies, Cupcakes, Cakes and Flat Surfaces" lots need NOT be homemade. Judging will be on the decorating. Frosting must be made by the exhibitor. Cakes for the Cake Auction must be homemade, not purchased.
- Rosette for best decorated edible cake, best decorated inedible cake and Foods Best of Show.
- Rosette for best of show (Food Department)
- Cardboard or Styrofoam cut into cake shape or inverted foil cake pan may be used to decorate. Cookies and cupcakes must be real. To make frosting firmer for bringing to the fair, add cornstarch.
- No use of toothpicks allowed for cake auction cakes (for the safety of buyers).

#### Class A - Open to those enrolled in Food and Nutrition project who are 3rd-5th grade as of January 1 of the current year.

1. Decorated cookies - plate of 3 (cutout cookies, example: gingerbread man, Santa, etc.)
2. Decorated cupcakes - plate of 3 (may use a mix). May use decorating tube.
3. Decorated flat surface, any shape, using two or more colored icings and 1 or more decorative forms (rosebuds, lines.)
4. Decorated cake (i.e., birthday, character, holiday)

#### Class B - Open to those enrolled in Food and Nutrition project who are 6th-8th grade as of January 1 of the current year.

1. Decorated cookies - plate of 3 (cutout cookie, example: gingerbread man, Santa, etc.)

2. Decorated cupcakes - plate of 3 (may use a mix). May use a decorating tube.
3. Decorated flat surface, any shape, using two or more colored icings and 1 or more decorative forms (rosebuds, flat lines, etc.)
4. Special occasion cake (birthday, holiday, etc.)
5. Wedding cake

**Class C - Open to those enrolled in Food and Nutrition project who are 9th grade and up as of January 1 of the current year.**

1. Decorated cookies - plate of 3 (cutout cookie, example: gingerbread man, Santa, etc.)
2. Decorated cupcakes - plate of 3 (may use a mix). May use a decorating tube.
3. Decorated flat surface, any shape, using two or more colored icings and one or more decorative forms (rosebud, flat line, etc.)
4. Special occasion cake (birthday, holiday, etc.)
5. Wedding cake

\$3.00 2.75 2.50 2.25

**Class D- Cake Auction-( No Premiums)**

**Cakes will be judged Thursday after 3:30 p.m. for Awards of Excellence Ribbon. Judging will be done by Food Department heads & Community Members.**

Lot 1. Auction Cake

**CAKE AUCTION:** Decorated Cake Auction to be held Thursday, 5 PM.

**\*Auction cake must be brought either on Wednesday evening between 3:00 p.m.-7:00 p.m. or Thursday between 10:30 a.m.-3:30 p.m.**

**Cake Auction Rules - Please Read!**

1. **Members must be in the Cake Decorating Project for at least one year before they can sell a cake in this auction.** Thus, 2<sup>nd</sup> year members and up in the Cake Decorating Project are eligible to participate. 1<sup>st</sup> year members should bring a minimum of 1 entry from Class A – C to be eligible the following year.
2. **Members must pick up a cake box the week prior to the Fair. Cost of the cake box is \$4.00 and will be deducted from your cake check.**
3. **Cake must be made to fit into box, Bring cake in box to be judged. If Cake box does not close completely the cake will not be entered into the auction or refrigerated. The cake will be put on display for remainder of fair.**
4. Members must enter one of the following as an **additional** entry to the auction cake: decorated cookie, cupcake, flat surface or wedding or special occasion cake in the Cake Decorating Project to be eligible to sell their decorated cake in the Cake Auction.
5. Members will be assigned a number and seated accordingly prior to the auction. They will wait there to be called to the auction.
6. All Cake Auction Items must be entered in Class D as listed above. They must also follow the rules listed below:
  - a. Cakes must be frosted using 2 or more colored icings and 2 or more decorative tips (rosebud, shell, flat line...)
  - b. Cakes must be decorated out of baking pan on a sturdy flat surface (cakes crack easily when the board is too flimsy), fit to size of cake; no more than 1-1½ "larger than cake.
  - c. **Cakes should be flat. No bigger than 9 x 13 x 4, 8" or 9" layer, or shaped. No pillars are allowed.**
  - d. Cake must be prepared for human consumption – no inedible ingredients.
  - e. No raw egg whites in frosting (powdered is acceptable).
  - f. Cake plates and plastic accessories are non-returnable; covered cardboard cakes "plates" are suggested.
  - g. Only cakes will be auctioned
7. **Members shall receive checks by mail after the fair.**
8. A signed permission slip must be filled out in order to auction cake, which can be filled out at the time of check-in on Wednesday afternoon. Participation is optional!
9. Youth are strongly encouraged to attend the auction and help sell their cake or must arrange to have someone stand in for them. If the exhibitor is not present and has not arranged a stand-in, the cake will not be sold.
10. Only one cake per exhibitor in the Cake Auction. Remaining cakes will be served to bidders or left on display and disposed of after the fair.

**Class E - Open to members in 3rd-6th grade**

1. Chocolate chip cookies, plate of 3
2. Blueberry muffins, plate of 3 (made from mix)
3. Peanut butter cookies, plate of 3
4. Yellow cake, 4" square from corner (unfrosted)
5. Chocolate brownies, homemade, plain, unfrosted, plate of 3
6. Chocolate brownies, from a mix, plain, unfrosted, plate of 3
7. Mystery muffins, plate of 3 (page 22)
8. Colossal chocolate crunch cookies, plate of 2 (page 20)
9. Exhibitor designed recipe book or box with at least 10 cards with recipes on them

**Class F - Open to members in 7th-8th grade**

Posters - 14 x 22" tag board

- |   |   |
|---|---|
| <ol style="list-style-type: none"> <li>1. Peanut butter cookies, plate of 3</li> <li>2. Blueberry muffins, plate of 3, homemade</li> <li>3. Chocolate chip drop cookies, plate of 3</li> <li>4. Unfrosted chocolate cupcakes, plate of 3</li> <li>5. Yellow cake, 4" square from corner, unfrosted</li> <li>6. Baking powder drop biscuits, plate of 2 (page 21)</li> <li>11. Chef's Specialty - exhibitor may prepare item of choice that would be classified as their "specialty." Item should be related in some way to skills developed or honed using Tasty Tidbits literature. Recipe must accompany the item and be printed on a 3X5 card. This item must not need refrigeration.</li> </ol> | <ol style="list-style-type: none"> <li>7. Twisty pretzels, regular or cheese, plate of 3 (page 20)</li> <li>8. Poster depicting a life skill from the project material</li> <li>9. Exhibitor designed recipe book or box with at least 10 cards with recipes on them</li> <li>10. Rice crispie bars, 2X2", unfrosted, plate of 3</li> </ol> |
|---|---|

**Class G - Open to members 9th-11th grade**

Posters - 14 x 22" tag board

1. Molasses cookies, plate of 3
2. Italian fries, plate of 3
3. Kolaches, plate of 3
4. Quick coffee cake with streusel topping, 4" square from corner
5. Refrigerator cookies, plate of 3
6. Quick bread, 1/2 loaf, any variety (example: banana, cranberry, etc.)
7. Spice cake, 4" square from corner
14. Chef's Specialty - exhibitor may prepare item of choice that would be classified as their "specialty". Item should be related in some way to skills developed or honed using the "You're the Chef" literature. Recipe must accompany the item and be printed on a 3X5 card. This item must not need refrigeration!
8. Plain piecrust (tart size)
9. Bread sticks, plate of 3 (page 22)
10. White yeast bread, 1/2 loaf
11. Poster depicting an activity or life skill from project material
12. Bars from a mix, any type, plate of 3
13. Fruit Roll-up, plate of 3 (page 36)

#### **Class H - Open to members 12th grade and up**

1. Yeast bread made with whole wheat, from scratch, 1/2 loaf
2. Yeast bread made with white flour, from scratch, 1/2 loaf
3. Yeast bread made from bread machine, any variety, 1/2 loaf
4. Marble cake, unfrosted, 4" square from corner
5. Rolled sugar cookies, plate of 3
6. Filled cookies, plate of 3
7. Quick bread, cranberry, 1/2 loaf

#### **Class I - Open to members 3rd-6th grade**

1. Chocolate fudge, plate of 3 pieces, no nuts
2. Bran muffins, plate of 3
3. Peanut butter crispies, plate of 3
4. Cookies or bars, any type, plate of 3

#### **Class J - Open to members 7th grade and up**

1. Chocolate fudge, plate of 3 pieces, no nuts
2. Muffins, fruit, plate of 3
3. Peanut butter crispies, plate of 3
4. Cake, unfrosted, may be a mix, 4" square from corner

#### **Class K - Open to members 3rd-6th grade enrolled in Candy Making**

1. Peanut butter cups, plate of 3
2. White pecan bark, 3 pieces
3. Caramels, plate of 3
4. Peanut brittle, plate of 3
5. Taffy, plate of 3
6. Dipped candy or fruit, plate of 3
7. Molded candy, chocolate or other, plate of 3

#### **Class L - Open to members 7th grade and up enrolled in Candy Making**

1. Peanut butter cups, plate of 3
2. White pecan bark, 3 pieces
3. Fudge, any kind, plate of 3
4. Caramels, plate of 3
5. Divinity, plate of 3
6. Peanut brittle, plate of 3
7. Taffy, plate of 3
8. Hard candy or lollipops, plate of 3

#### **Class M - Dried Foods - Open to members 3rd-6th grade enrolled in Food and Nutrition Projects**

1. Dried trail mix, 1 cup, with recipe
2. Dried venison jerky, 3 pieces, with recipe
3. Dried beef jerky, 3 pieces, with recipe
4. Dried fruit, plate of 3, any variety

#### **Class N - Food Preservation Project**

All food preservation canning exhibits may be put in standard or wide mouth, clear glass, pint or quart jars, except jams and jellies, which may be put in half pints. Only standard jars (brand names such as BALL or KERR imprinted on the jars) are allowed. Tinted jars will be disqualified. Jars must be properly labeled using labels from the Extension Office (an example follows):

Name of Product  
 Date Processed  
 Method of Processing (check which one):  
 Boiling Water Bath  
**Pressure Canner (Removed Steam)**  
 Type of Pack: Hot Cold  
 Time of Processing  
**Pounds of Pressure**

All vegetables, except those pickled, must be pressure canned. All fruits must be processed in boiling water bath or steam pressure canned. Juices, jams, and jellies shall be boiled **and processed in hot water bath**. Processing times used should be from current Extension bulletins or the Ball Blue Book. Jams

8. Cream puffs, no filling, plate of 3
9. Yeast cinnamon rolls, plate of 3
10. Pretzels made from yeast dough, plate of 3
11. Angel food cake, 1/4 cake
12. Apple pie, tart size (page 24)
13. Any variety of bars, recipe included, plate of 3
14. International food, 1 serving, include recipe

5. Cake, unfrosted, may be a mix, 4" square from corner
6. Poster on microwave safety
7. Menu and time schedule for a nutritious breakfast prepared entirely using the microwave

5. Cookies or bars, any type, plate of 3
6. Poster on microwave cooking tips or methods
7. Menu and time schedule for a nutritious lunch or supper entirely prepared using the microwave

8. Candy bars, plate of 3
9. Any other candy, with recipe, plate of 3
10. Collection of at least eight candy recipes
11. Homemade gift box or container with candy (may contain candy from batches made for the above entries)
12. Store bought candy display, must be original and unique method of display

9. Dipped candy or fruit, plate of 3
10. Molded candy, chocolate or other, plate of 3
11. Candy bars, plate of 3
12. Coated, chocolate or other, filled candy, plate of 3
13. Any other candy, with recipe, plate of 3
14. Collection of at least 15 candy recipes
15. Homemade gift box or container with candy (may contain candy from batches made from the above entries).

and jellies should be processed in a hot water bath, with lids. No paraffin allowed. All entries must be canned since the previous fair. Lids shall not be marked in any manner. Rings must be removed.

**Members in first year of project (7th grade and up)**

- |                                 |                |
|---------------------------------|----------------|
| 1. Tomatoes, whole or quartered | 5. Raspberries |
| 2. Tomato juice                 | 6. Applesauce  |
| 3. Rhubarb                      | 7. Beets       |
| 4. Green or yellow beans, cut   |                |

**Members in two or more years of project (8th grade and up)**

- |                                 |  |
|---------------------------------|--|
| 8. Tomatoes, whole or quartered | 14. Beet pickles                             |
| 9. Tomato juice                 | 15. Jam (any variety, cooked) - to be opened |
| 10. Raspberries                 | 16. Jelly (any variety)                      |
| 11. Peaches                     | 17. Dill pickles, fermented                  |
| 12. Rhubarb                     | 18. Bread and butter pickles                 |
| 13. Green or yellow beans, cut  |  |
| \$2.00 1.75 1.50 1.25           |  |

**Department 26  
Clothing**

Multi-Purpose Building, Noon- 7pm Tuesday

These rules apply to all clothing exhibits:

1. The same garment cannot be entered in both Clothing Revue and fair categories. Entries for Clothing Revue must be included on fair entry blank.
2. Exhibit must be current year work of exhibitor.
3. All garments shall be clean and in wearable condition when entered or they will be disqualified. If exhibit is entered in the wrong category, it will automatically drop to 4th place.
4. Standard wire hangers must accompany all exhibits including tote bags, pajamas, scarves, etc.

**Class A - Sewing**

Members in first year of project

Those enrolled in Class A - Note - No zippers.

All posters - 14 x 22" tag board

- |                                   |   |
|-----------------------------------|---|
| 1. Poster on any phase of project | 6. Nightwear/sleepwear (pajamas or nightgown) |
| 2. Apron                          | 7. Simple sewn accessory (belt, scarf, etc.)  |
| 3. Simple shirt or top            | 8. Simple dress - 1 piece                     |
| 4. Shorts or capris               | 9. Any other garment                          |
| 5. Simple skirt                   |   |
| \$2.00 1.75 1.50 1.25             |   |

10. Sports outfit - 2 or more pieces

11. Pants  
\$2.50 2.25 2.00 1.75

**Class B - Sewing**

Members in second year of project

1. Sewn accessory for self (apron, belt, scarf, etc.)

- |                                      |                                      |
|--------------------------------------|--------------------------------------|
| 2. Simple shirt or top               | 5. Jumper                            |
| 3. Simple skirt                      | 6. Sleepwear (pajamas or nightgown)  |
| 4. Shorts, skort or capri's          | 7. Vest                              |
|                                      | 8. Any other garment                 |
| 9. Dress - 1 piece                   | 12. Robe or lounging wear            |
| 10. Pants                            | 13. Design your own pattern (outfit) |
| 11. Sports outfit - 2 or more pieces |                                      |
| \$2.50 2.25 2.00 1.75                |                                      |

**Class C - Sewing**

Members in third and fourth year of project

Posters - 14 x 22" tag board

- |  |                                     |
|--|-------------------------------------|
| 1. Poster showing 3 samples of different types of seams and 3 different hem finishes | 5. Shorts, skort, or capris         |
| 2. Pants   | 6. Sleepwear (pajamas or nightgown) |
| 3. Skirt   | 7. Vest                             |
| 4. Top or shirt  | 8. Any other garment                |
| \$2.00 1.75 1.50 1.25  |                                     |
| 9. Dress - 1 piece   |                                     |
| 10. Casual outfit - 2 or more pieces   |                                     |
| 11. Jacket - unlined   |                                     |

12. Design your own pattern (outfit)

\$2.50 2.25 2.00 1.75

#### **Class D - Sewing**

Members in fifth and sixth years of project

Posters - 14 x 22" tag board

1. Poster showing 3 samples of different types of seams and 3 different hem finishes

2. Pants

3. Short set - 2 pieces

4. Top or shirt

5. Skirt or skort

11. Dress - 1 piece

12. Dress - 2 piece

13. Casual outfit - 2 or more pieces

\$2.50 2.25 2.00 1.75

6. Sleepwear (pajamas or nightgown)

7. Jacket - lined or unlined

8. Capri's

9. Vest

10. Any other garment

14. Robe or lounging wear

15. Garment for other individual

16. Design your own pattern (outfit)

#### **Class E - Sewing**

Members in seventh or more years of project

Posters - 14 x 22" tag board

1. Poster showing samples of 2 different plackets and 2 different zipper applications

2. Sleepwear (pajamas or nightgown)

3. Robe or loungewear

4. Detailed blouse

5. Skirt or skort

6. Suit - 2 pieces unlined

7. Pants

8. Casual outfit - 2 or more pieces

9. Garment for child 8 years and younger

10. Vest

\$3.00 2.75 2.50 2.25

11. Any other garment

\$2.50 2.25 2.00 1.75

12. Blazer or jacket

13. Lined suit - 2 or more pieces

14. Dress - 1 piece

15. Dress - 2 pieces

16. Formal dress

17. Garment for outer wear (winter, rain & shine, etc.)

18. Casual outfit - 3 or more pieces

19. Design your own pattern (outfit)

#### **Class F - Sewing**

Members in seventh or more years of project - open only for surging finishes

1. Robe or lounging wear

2. Jogging suit

3. Pants

4. Design your own pattern (outfit)

\$3.00 2.75 2.50 2.25

#### **Class G - Horse and Riding Attire**

Open to youth in the horse or clothing project

1. Article for use on horse (blanket, pad, leg or tail wrap, etc.)

2. Article of riding attire (shirt, pants, etc.)

3. Riding boot covers

4. Article for riding cape (for riders or horses)

5. Horse hood

\$2.50 2.25 2.00 1.75

6. Horse Blanket/Sheet

7. Cooler for Horse

8. Tote, garment, boot, or hat carry bags

9. Fly mask

### **4-H Clothing Revue**

Multi-Purpose Building

1. A special entry form, available from the Extension Office, shall be filled out prior to the Clothing Revue. Entries shall also be included on the fair entry form.

2. Limit of 2 different entries per exhibitor.

3. Garments shall be entered in the clothing department at the fair by 7 p.m. on entry day.

4. All entrants shall model at the Clothing Revue and at the style revue at the fair. The youth must have made the garment in which he/she models. For items entered under Class I, #31, both the person modeling the item and the person who sewed the item must be present at both the Clothing Revue and at the Style Revue at the fair.

5. The same garments cannot be entered in both Clothing Revue and regular clothing classes.

6. Eligible 4-H members, 14 years or older as of January 1 of this year, may attend the state fair clothing revue more than once. However, there shall be a one-year wait during which they shall have been in the county Clothing Revue.

7. One rosette may be given to the top exhibitor in Clothing (for first year, second year, third and fourth year, fifth and sixth year in project), and knitting and crocheting. Up to two rosettes may be given in Exploring clothing and seventh or more years in the Clothing project.

Members also receive a clothing disc at 4-H Achievement Night.

8. All outfits must be accompanied by a written evaluation. Include use of article, care and cleaning, cost, versatility and reasons why article is appropriate for your body shape, hair color, complexion, eye color, personality. Entries may be judged on the following guidelines: (a) reasons for selecting the garment; (b) neatness, posture, and fit; (c) accessories selected; (d) cost of garment is not excessive; (e) craftsmanship (if applicable).

**Class H - Exploring - Open to youth in the 4-H Exploring project**

Exploring items must be simple and not include zippers, buttonholes, or linings. Buttons may be used as a decorative item. No exceptions will be made.

1. Simple skirt or split skirt (no zipper - use elastic or drawstring waistband)
2. Simple jumper or simple dress
3. Simple top or shirt (no buttons or buttonholes, no placket, etc.)
4. Simple shorts, pants, or capris

\$2.00 1.75 1.50 1.25

**Class I - Clothing - Open to youth in the clothing project****Members in first year of project**

No zippers allowed

1. Simple dress - 1 piece
2. Simple skirt or split skirt
3. Simple tee shirt or top
4. Sports outfit - 2 pieces (jogging suit, shorts and top, etc.)
5. Simple shorts, pants, or capris
6. Other - only garment not suitable for above entries

\$2.00 1.75 1.50 1.25

**Members in third and fourth years of project**

14. Dress - 1 piece or jumper
15. Sports outfit - 2 or more pieces
16. Pants, or capris
17. Coordinated outfit - 2 or more pieces (i.e., skirt, blouse, vest, jacket, or pants)
18. Coat or jacket
19. Skirt or split skirt
20. Suit - 2 or more pieces
21. Sleepwear (pajamas or nightgown or robe)
22. Design your own pattern (outfit)

\$2.50 2.25 2.00 1.75

**Members in seventh or more years of project**

31. Garment for another individual
32. Dress or jumper
33. Dress - party or formal
34. Lined suit - 2 or more pieces
35. Casual outfit - 2 or more pieces
36. Lounging outfit

\$3.00 2.75 2.50 2.25

**Class J - Purchased Garments - grades 3rd-6th (purchased garments are not able to compete at state)****Class K - Purchased Garments - grades 7th and up**

1. Purchased sports outfit
2. Purchased school outfit
3. Purchased best wear
4. Purchased outfit, suitable for showing a horse in a show - open to exploring, clothing, and horse project members

Ribbon class

**Clothing Decisions Curriculum****Class L - (Discovering Choice)****6th - 8th Grades**

1. Seasonal calendar or photo album that includes your favorite things to do wearing your favorite clothes (What's on Your Calendar Activity, p.6)
2. Poster showing outline of hand and glove size chart (Stats and Sizes Activity, p.8)
3. Youth's income and expense statement for one month (Got a Dime - or a Dollar? Activity, p.10)
4. Shoe count poster comparing youth's shoes to those of an older person (Shoe Count Activity, p.12)
5. Poster or report comparing the quality and price of the same item bought in three different types of stores (Buy, Borrow or Barter? Activity, p. 14)
6. Exhibit of poster illustrating the three types of information found on clothing labels (You as Designer Activity, p. 16)
7. Journal or notebook on what influences family members to buy clothes (Whose Idea is it? Activity, p. 18)
8. Poster illustrating weasel and puffery words used in clothing advertising (Truth and Consequences Activity, p. 20)
9. T-Shirt Inventory chart rating personal preferences for four tee shirts (What's Your Favorite T-Shirt Activity, p. 22)
10. Poster that illustrates clothing colors you like and dislike (Colorful Characters Activity, p. 24)
11. Poster or report that evaluates the characteristics of three sweatshirts (Mapping Choices Activity, p. 26)
12. Poster or report illustrating key features of an ideal backpack (Trade UP or Trade Down Activity, p.28)
13. Poster or report illustrating an outfit you want compared to one within a specific price limit, include your decision to buy or not buy (To Spend or Not Spend, p.30)
14. Report or exhibit on clothing colorfastness (Thumbs Up or Thumps Down Activity, p. 32)
15. Poster or report on clothing warranties (Great Gripes, p.34)
16. Poster or report on a volunteer charity or community activity related to this clothing decisions project

\$2.00 \$1.75 \$1.50 \$1.25

**Class M - (Managing Choice)****Members in second year of project**

7. Simple dress - 1 piece
8. Simple skirt or split skirt
9. Simple tee shirt or top
10. Sports outfit - 2 pieces (jogging suit, shorts and top, etc.)
11. Simple shorts, pants, or capris
12. Other - only garment not suitable for above entries
13. Design your own pattern (outfit)

**Members in fifth and sixth years of project**

23. Dress or jumper
24. Dress - party or formal
25. Suit - 2 or more pieces
26. Casual outfit - 2 or more pieces
27. Lined coat or jacket
28. Coordinated outfit - 2 or more pieces
29. Garment with applied design (stenciled, painted, appliquéd, applied lace, cross-stitch, etc.)
30. Design your own pattern (outfit)

37. Coordinated outfit - 2 or more pieces

38. Lined coat or jacket

39. Garment with applied design (stenciled, painted, appliquéd, applied lace, cross-stitch, etc.)

40. Design your own pattern (outfit)

## 9th - 13th Grades

1. Poster illustrating different clothes worn for "function" and "fashion" (What Exactly is the Problem Activity, p.6)
  2. Collage illustrating three distinctive clothing looks (What's in your Mind Activity, p.8)
  3. Poster illustrating how line and color can enhance body shapes (What's in Your Mirror Activity, p.10)
  4. Historical or cultural research report on body size (What's in Your Data Profile Activity, p.12)
  5. Record of youth's monthly income and expenses (What's in Your Budget Activity, p.14)
  6. Poster or report illustrating youth's clothing needs vs. wants (What do You Really Need? Activity, p. 16)
  7. Poster or report on clothing inventory (What's in Your Wardrobe Activity, p.18)
  8. Exhibit or report on buying jeans (What's in the Package Activity, p. 20)
  9. Report on textile laws (Whom Can You Trust? p.22)
  10. Create an ad for new clothing item or analyze existing ads (What's Between the Lines? p.24)
  11. Poster illustrating how collar styles match with body features (Collar Cues Activity, p.26)
  12. Chart evaluating similar garments for three types of stores (discount, consignment, used clothing, department or outlet. Purchased or something else? p.28)
  13. Keep or toss analysis on 3 items in your wardrobe (Keep or Toss Activity, p.30)
  14. Photos and worksheet using the clothing decision matrix to decide making a purchase on two garments (What's it going to be? Activity, p.32)
  15. Interview 3-4 people and write a short story on best clothing bargains. (Did You Triumph Activity, p. 34)
- \$2.50 2.25 2.00 1.75

## Department 27

### Knitting and Crocheting

Multipurpose Building, Noon-7pm Tuesday

#### Class A - Knitting

##### Members in first year of project

1. Slippers
  2. Mittens (plain, 2-needle)
  3. Hat
  4. Headband
  5. Scarf (with or without fringe)
- \$2.00 1.75 1.50 1.25
6. Pillow
  7. Pin cushion
- \$2.50 2.25 2.00 1.75

8. Potholders or hot pads - double yarn or 2 layers sewn together, at least 6 x 6," set of 2
9. Vest or sleeveless sweater
10. Baby afghan or lap robe
11. Creative use of yarn or cotton in a knitted item
12. Simple afghan (must be 42 x 60" minimum)
13. Wash cloths

#### Class B - Knitting

##### Members in second year of project

1. Slippers with increased stitches in heel
  2. Mittens (2-needle)
  3. Hat
  4. Doll clothes
  5. Mittens (4-needle)
  6. Knitted toy
  7. Creative holiday decoration
- \$2.00 1.75 1.50 1.25

8. Pillow
9. Vest or sleeveless sweater
10. Baby afghan or lap robe
11. Creative use of yarn or cotton in a knitted item
12. Pullover sweater
13. Simple afghan
14. Wash cloths

##### Members in third or more years of project

15. Socks (4-needle)
  16. Mittens (4-needle)
  17. Gloves (4-needle)
  18. Vest
  19. Knit toy pillow
  20. Three-piece baby ensemble (example: hat, sweater, booties)
  21. Two-piece ensemble (example: mittens and hat, scarf and hat, gloves and hat, scarf and mittens)
  22. Wash cloths
  23. Any other knitted item
- \$2.50 2.25 2.00 1.75

24. Cardigan or pullover - set-in sleeve
  25. Cardigan or pullover - plain, raglan sleeve
  26. Cardigan or pullover - mixed colors (carry or bobbin knitting), set-in sleeve
  27. Cardigan or pullover - mixed colors (carry or bobbin knitting), raglan sleeve
- \$2.50 2.25 2.00 1.75
28. Afghan (must be 42 x 60" minimum)
  29. Large household article (example: bedspread, tablecloth, etc.)
- \$3.00 2.75 2.50 2.25

#### Class C - Crocheting

##### Members in first year of project

1. Slippers
  2. Mittens
  3. Hat
  4. Headband
  5. Scarf (with or without fringe)
  6. Pillow
  7. Gloves
- \$2.00 1.75 1.50 1.25

8. Potholders or hot pads - double yarn or 2 layers sewn together, at least 6 x 6," set of 2
9. Vest or sleeveless sweater
10. Baby afghan or lap robe
11. Creative use of yarn or cotton in a crocheted item
12. Wash cloths
13. Simple afghan (must be 42 x 60" minimum)

## Class D - Crocheting

### Members in second year or more of project

1. Mittens
2. Hat
3. Scarf
4. Slippers
5. Gloves
6. Crocheted toy
7. Creative holiday decoration
8. Pillow (yarn)

\$2.00 1.75 1.50 1.25

15. Cardigan or pullover - set-in sleeve
16. Cardigan or pullover - raglan sleeve
17. Afghan - one piece (must be 42 x 60" minimum)

\$2.50 2.25 2.00 1.75

18. Pieced afghan (example: granny square) (must be 42 x 60" minimum)
19. Large household article (example: bedspread, tablecloth)

\$3.00 2.75 2.50 2.25

9. Vest or sleeveless sweater
10. Three-piece baby ensemble (example: hat, sweater, booties)
11. Two-piece ensemble (example: mittens and hat, scarf and hat, gloves and hat, scarf and mittens)
12. Wash cloths
13. Refrigerator magnets
14. Any other crocheted item (example: lace edging on pillowcase, lace, place mat, dresser scarf, etc.)

## Class E - Knitting/Crocheting Revue - Multi-Purpose Building

Rules the same as for Clothing Revue. The Knitting/Crocheting Revue will be held at the same time as the Clothing Revue. Garments will be judged in their own class and lot number, except when a person is eligible for state fair. In the case of state fair selection, the garment/individual will be grouped with those eligible from the Clothing Revue.

### Knitting - Open to youth in first year of project

1. Vest or sleeveless sweater

### Knitting - Open to youth in second year of project

2. Vest or sleeveless sweater
3. Pullover sweater

### Knitting - Open to youth in third or more year of project

4. Pullover sweater - raglan or set-in sleeve
5. Cardigan sweater - raglan or set-in sleeve

### Crocheting - Open to youth in first year of project

6. Vest or sleeveless sweater

### Crocheting - Open to youth in second year of project

7. Vest or sleeveless sweater
8. Pullover sweater

\$2.50 2.25 2.00 1.75

### Crocheting - Open to youth in third or more year of project

9. Pullover sweater - raglan or set-in sleeve
10. Cardigan sweater - raglan or set-in sleeve
11. Vest or sleeveless sweater

\$3.00 2.75 2.50 2.25

## Department 28 Home Environment

Multipurpose Building, Noon-7pm Tuesday

Rosette for best home environment exhibit.

### Class A - Exploring Your Home (3rd-5th grade)

1. Pillow (simple) - may use a kit
2. Simple creative wall hanging, unframed
3. Creative plant container
4. Wastepaper basket
5. Decorated item using plastic needlepoint mesh
6. Fringed tablecloth

\$2.00 1.75 1.50 1.25

7. Children's building blocks, wood, Styrofoam mesh, etc., set of 3
8. Cutting board or game board
9. Thank-you notes of original design set of 2
10. Mug mats
11. Any other home environment article not listed above

### Class B - Living With Others (6th-8th grade)

1. Decorative pillow (i.e., candle wicking, quilting, edging, etc.)
2. Creative wreath (minimum of 12" in diameter), ready to hang
3. Creative item using plastic needlepoint mesh, three-dimensional (i.e., tissue box, box with coasters, etc.)
4. Creative wall hanging, stitchery (i.e., holiday decoration, etc., using embroidery, counted cross-stitch, etc.) not a wreath (must be framed and ready to hang)
5. Creative home accessory (i.e., stuffed animal, decorated doll, etc.)
6. Creative stationery (i.e., thank-you notes, letterheads, stationery), set of 6

7. Wastepaper basket
8. Small stool
9. Decorative plant container
10. Quillow
11. Finished item using raw wood
12. Refinished item using fabric
13. Machine quilted piece
14. Hand quilted piece
15. Dish towel or small tablecloth machine embroidery
16. Dish towel or small tablecloth hand embroidery
17. Any other home environment article not listed above



16. Table – include a 3X5 card identifying the meal the table arrangement is set for. Exhibitor to show a complete table setting for any occasion, this will include centerpiece, tablecloth, napkin, glass, goblet or coffee cup with saucer, plate, and no silverware. The exhibitor will bring his/her own card table (36X36). Fair officials will take every precaution to guard your table but cannot be responsible for public breakage.

\$2.00 1.75 1.50 1.25

**Class C - Where I Live (9th grade and up)**

1. Creative accessory or wall hanging - technique other than stitchery, not a wreath - no kit (must be framed and ready to hang)
2. Quillow
3. Quilt, pieced
4. Pillow cover
5. Small refinished item
6. Creative storage item
7. Creative accessory or wall hanging, stitchery (must be framed and ready to hang)
8. Arrangement of dried or silk flowers or weeds
9. Dining table accessory (i.e., tablecloth or place mat and napkin set)

10. Laundry bag
11. Desk set, coordinated (i.e., blotter, notepaper holder, pencil container, address book, etc.), minimum of 3 items
12. Picture frame with picture or mirror (fabric frame, plastic, needlepoint mesh, etc.), ready to hang
13. Finished item using raw wood
14. Refinished item using fabric
15. Machine quilted piece
16. Hand quilted piece
17. Dish towel or small tablecloth machine embroidery
18. Dish towel or small tablecloth hand embroidery
19. Any other home environment item not listed above

18. Table – include a 3X5 card identifying the meal the table arrangement is set for. Exhibitor to show a complete table setting for any occasion, this will include centerpiece, tablecloth, napkin, glass, goblet or coffee cup with saucer, plate, and no silverware. The exhibitor will bring his/her own card table (36X36). Fair officials will take every precaution to guard your table but cannot be responsible for public breakage.

\$2.50 2.25 2.00 1.75

**Department 29**  
**Family and Child Development**  
 Multipurpose Building, Noon-7pm Tuesday

All entries should be designed for a child aged 2 to 5 years. All entries shall be made by exhibitor. For further assistance on entries, check the project literature.

**Class A - 3rd-6th grade**

All posters - 14 x 22" tag board

1. Toy for a preschool child
  2. Toy for a special needs child - explain why it is good for that child
  3. Puppet with script that teaches one of the following: safety, color, nutrition, emotions, number concepts, what to do if you get lost, etc.
  4. Game with directions for a preschool child
- \$2.00 1.75 1.50 1.25

5. Book for a preschool child
6. Family tree
7. Poster showing toys suitable for a preschool child
8. Safety poster illustrating any safety aspect of a young child's world
9. Story board with characters and copy of story (i.e., use flannel, interfacing, or Velcro on back of other material)

**Class B - 7th grade and up**

All posters - 14 x 22" tag board

1. Toy for a preschool child
  2. Texture book
  3. Puppet illustrating a storybook
  4. Book for a preschool child
  5. Babysitter's survival kit - include at least 5 items (see project literature for listing)
  6. Poster showing toys suitable for a preschool child
  7. Safety poster illustrating any safety aspect of a young child's world
- \$2.50 2.25 2.00 1.75

8. Nutritious snack file - recipes must be easy for young children to make
9. Poster with tips for parents on "What a Babysitter Wants to Know"
10. Notebook of pictures of pets for children - show types of pets suitable for children of different ages
11. Story board with characters and copy of story (i.e., use flannel, interfacing, or Velcro on back of other material)

**Department 31**  
**Communications**  
 Multipurpose Building, Noon-7pm Tuesday

All Posters should be 14" x 22"  
 Open to members in grades 3-13

**Class A - Public Speaking**

1. A collection of two or more items that document how you planned your speech. These could include: Speech planning worksheet, list of references, speech outline, and note cards, etc.
2. A poster of stress reduction tips and suggestions for dealing with speech anxiety.
3. A cassette or videotape of you practicing your speech, with a short note describing what you noticed when you listened to the tape.

**Class B - Voices from the Past**

1. A photo exhibit, scrapbook or collage about the things you discovered from the person you interviewed.

2. An exhibit including photos and any other items you've gathered that relate to the project.
3. A report, essay or computer document about the person you interviewed.

#### **Class C - It's All in the Family**

1. A poster or collage that illustrates things families can do together instead of watching television.
2. A scrapbook or notebook about books people in the family have read and talked about together
3. A family scrapbook of special events; birthday book; or any other family journal that was created by two or more family members.

#### **Class D - Creative Writing**

- |  |   |
|--|---|
| <ol style="list-style-type: none"> <li>1. A hand written "commonplace book"</li> <li>2. A scrapbook or notebook of original poetry including at least one of the following: "found poem," nature poem, cinquaine, "telephone or vertical poem," or any other original poem.</li> <li>3. A poster about proper e-mail "etiquette."</li> </ol> | <ol style="list-style-type: none"> <li>4. A personal essay about why you keep a journal or diary. (Note: journals and diaries should not be entered at the fair.)</li> <li>5. A handmade "few kind words book."</li> <li>6. Any other piece of original creative writing (poem, short story, essay or play).</li> </ol> |
|--|---|

\$2.50 2.25 2.00 1.75

#### **Class E – Scrapbooking**

Youth must be enrolled in the Communications Project. Scrapbooks will be judged equally on journaling as on techniques and embellishments together. Journaling could include such things as, use of embellishments, techniques or new lessons learned. Size no larger than 12" x 12" except for poster 14" x 22"

#### Unit A – 3<sup>rd</sup> – 6<sup>th</sup> grades

1. One scrapbook page in protector, any subject, with journaling
2. Completed scrapbook, any subject, with journaling
3. Poster showing scrapbooking techniques, supplies or related topic
4. Any other article, made with scrapbooking techniques, with journaling

\$2.50 2.25 2.00 1.75

\*Entries in the following Classes need to be entered as a club entry. Be sure the leader of the club turns in a club entry form.

#### **Class F - Group Projects for 4-H Clubs**

1. A display of "paper plate collages" that club members created to illustrate their interests, talents and personal characteristics.
2. A poster, signed by club members, listing rules and guidelines the club has created to make sure people treat each other with courtesy and respect.
3. A photo exhibit or scrapbook with pictures of club members presenting "silly speeches" and team demonstrations at club meetings.

#### **Class G - 4-H Club Group project - Crazy About Books**

1. An exhibit that includes books, props and visual aids to illustrate the books your group has read and discussed together
2. A poster of new words (and their definitions) that the members of your book group discovered while taking part in this activity.

\$3.00 2.75 2.50 2.25

#### Unit B – 7<sup>th</sup> – 13<sup>th</sup> grades

5. One scrapbook page in protector, any subject, with journaling
6. Completed scrapbook, any subject, with journaling
7. Poster showing scrapbooking techniques, supplies or related topic
8. Any other article, made with scrapbooking techniques, with journaling

### **Department 32 Club Booths**

Multipurpose Building, Noon-7pm Tuesday

#### **4-H Leaders, Remember to put on Fair Entry!**

- Limit 1 booth to each club.
- Area: floor 4' deep and 6' wide, side panels 4 x 4', back 4' high and 6' wide. May add height to the back of the booth – not to exceed 8 feet. Booth materials can be any size within space of booth. 4-H members shall put up the booth with advice from adults if needed.
- Grand Champion and Reserve Champion Rosettes and participation ribbons

#### **Class A - 4-H Club Booths: Booths will be judged on educational value, interest, ability to attract attention, appearance, and workmanship.**

Theme will be regarding anything in 4-H, such as projects, activities, events, joining 4-H, current events, **(NOT ON FAIR THEME)**

\$20 participation premium to all booths. Booths need to be put up and ready to be judged by 12:00 pm on Tuesday.

#### **Lot 1. Booths**

#### **Class B – 4-H Club Planters**-follows fair theme each year.

Planters will be judged on overall appearance (balanced, uncluttered, center of interest, nice colors, artistic) – live plants, silk flowers, plastic flowers, or other decorative items may be used, quality of work, message (conveys message, educational, central theme, good promotional idea), and interest and creativity. Decoration theme will follow the fair theme. Planters need to be brought to the multipurpose building no later than 12:00 p.m. on Tuesday. Planter should be picked up Sunday night or the Monday morning after the Fair. Any remaining Planters will be disposed of. A \$20.00 participation premium will be paid to all clubs and/or groups.

#### **Lot 1. Planters**

#### **Class C – Other Youth Group Booth**

- Open to FFA, FHA, Scouts...Booths will be judged on educational value, interest, ability to attract attention, appearance, and workmanship. Theme – open, anything related to the designated fair theme, educational programming in group. \$20 participation premium to all booths. Booths need to be put up and ready to be judged by 12:00 p.m. on Tuesday.

#### **Lot 1. Other your Organization Banner**

#### **Class D – Club Banner**

Club 4-H Banners can be an excellent method of identifying your 4-H Club and can also serve several other functions.

- Clubs may hang their banners at their regular meeting places.

- Carry them in parades.
- Use them in window displays or club displays
- Could be sent to State Fair for display there

Banners may be decorated in any way and may be made of any type of material, green felt works the best. The only "requirement" is the name of the club must be included on the banner.

**Banner Instructions:**

- Banner's final size should be approximately 30" x 36".
- Any materials may be used, but felt works best.
- The club name should be on the banner, along with the word 4-H. The 4-H clover may be used, but it must be an authorized clover (artwork available at the Extension Office).
- Other decoration is optional.
- The top of the banner may be sewn to insert a rod or can be hung on a wall.

Champion and Reserve Champion Ribbons, \$10 premium

**1. Club Banner**

**Department 33  
Youth Leadership**

Multipurpose Building, Noon-7pm Tuesday

**Class A - Youth Leadership Project** - All posters - 14 x 22" tag board. All scrapbooks - 8 1/2 x 11"

1. Poster - for 6th grade
2. Scrapbook with story about your youth leadership project activities, include pictures and newspaper clippings (optional) about activities - for 7th grade
3. Scrapbook - same as #2 - for 8th grade
4. Scrapbook - same as #2 - for 9th grade
5. Scrapbook - same as #2 - for 10th grade
6. Scrapbook - same as #2 - for 11th grade and up

**7<sup>th</sup> Grade and up.**

7. A display designed to recruit new members.
8. A planned and written outline for teaching a series of project meetings in a specific project.
9. A visual aid you used to teach a specific project.
10. A display showing how you assisted your general leader.
11. A display showing how you assisted in leadership of a club activity or event.
12. A display showing how you assisted in teaching a specific project

**Class B - Self Determined Project**

For members 9th grade and up who want to design a project that is not currently being offered or expand a current project such as writing short stories or developing a game using a computer; or expanding a current project such as foods to learn about spices, their origin, and uses in foods or careers in the food industry.

All posters - 14 x 22" tag board. All scrapbooks - 8 1/2 x 11"

1. Scrapbook with cover page stating name of project and subject of material. Write 3 or more pages about the subject. May use pictures or drawings with captions.
  2. Poster on any phase of project
  3. Exhibit on any phase of project
- \$3.00 2.75 2.50 2.25

**Department 34  
Health, Social, Political**

Multipurpose Building, Noon-7pm Tuesday

Open to youth grades 3-13 enrolled in Stamps and Club Entries.

**Class A - Club Projects - 4-H Leader, remember to Put on Fair Entry Form!**

4-H club scrapbook (8 1/2 x 11") containing cover (on cover have name of project, club name, and year), story (why the project was chosen, what was done, who helped, and the results), pictures and/or newspaper clippings, and/or letters or cards of thanks.

1. Conservation (as recycling, soil conservation, tree planting, etc.)
  2. Community Service
  3. Government
  4. Health
  5. History
  6. Recreation
  7. Safety
- \$4.00 3.75 3.50 3.25

**Class B - 4-H Club Secretary Book - 4-H Leader, Remember to Put on Fair Entry Form!**

4-H Leader, Remember to Put on Fair Entry Form!

1. 4-H club secretary book
- \$3.00 2.75 2.50 2.25

**Class C - Health**

For any member working on an individual or club project in health

Posters - 14 x 22" tag board. Scrapbooks - 8 1/2 x 11"

1. Poster on any phase of health
  2. Scrapbook on any phase of health
- For any member enrolled in Health 1
3. Poster, First aid kit needs for my family
  4. Poster, First aid steps for cuts and scrapes
  5. Poster, Heimlich maneuver
  6. Poster, First aid steps for sprains, strains, and bruises
  7. Poster, First aid steps for nosebleeds
  8. Poster, First aid steps for removing foreign objects from our bodies

9. Poster, First aid steps for stings
10. Poster, First aid steps for bites
11. Poster, First aid steps for poisons
12. Poster, First aid steps for broken bones
13. Poster, First aid steps for burns
14. Family first aid kit
15. Set of first aid card

For any member enrolled in Health 2

16. Health Smarts self-assessment (see project literature)
17. Poster, Germ hiding places in my home
18. Display, Tools to clean my teeth, hair, nails, and skin
19. Poster, How to clean my ears and eyes
20. Poster, Power foods
21. Healthy snack recipes

22. Display, Food portion sizes
23. Poster, Smart choices for a healthy breakfast
24. Weekly personal fitness test results for two months or more
25. Scrapbook of photos of youth in different sports
26. Personal physical activity inventory for a month or more

For any member enrolled in Health 3

27. Water intake chart and results
28. Display, Nutrient rich foods
29. Poster, Product health claims

30. Display of proper warm-up and cool-down routines when exercising
31. "Staying Injury Free" brochure
32. Personal fitness plan

**Class D - Safety**

For any member in a club or individual safety project

Posters - 14 x 22" tag board. Scrapbooks - 8 1/2 x 11"

1. Poster on any phase of safety
  2. Scrapbook on any phase of safety
- \$2.00 1.75 1.50 1.25

**Class E - Stamps**

Do not include valuable stamps! Can be used or unused stamps.

Posters - 14 x 22" tag board. Scrapbooks - 8 1/2 x 11"

For members in first year of project

1. Poster on any phase of project
  2. Scrapbook with 25 different stamps
  3. Scrapbook with 25 different stamps from 1 country
  4. Scrapbook with 20 different blocks of 4 stamps
- \$2.00 1.75 1.50 1.25

5. Poster on any phase of project
  6. Scrapbook with 50 different stamps
  7. Scrapbook with 50 different stamps from 1 country
  8. Scrapbook with 100 different stamps from 10 or more countries
  9. Scrapbook with 25 different blocks of 4 stamps
- \$2.00 1.75 1.50 1.25

For members in second or more year of project

**Department 35  
Educational and School Exhibits, Noon-7pm Tuesday**

Plan A: The exhibit shall consist of a school booth display representing the entire school or a subject taught within the school. Each school is limited to one entry under the booth system or Plan A. The subject matter for exhibits may include art, civics, crafts, geography, history, home economics, industrial arts, languages, mathematics, science, special education or any other subject taught in the school during the school year. Judging shall be based on factors such as arrangement, theme, entry, eye appeal, and creativeness.

Premiums shall be paid to the school.  
\$75.00 70.00 65.00 60.00

## Ag 5.10 Open Class - Regular Judging

Please look at judging times for each department you're exhibiting in, most are from Noon-5:30 p.m. with the exception of rabbits, poultry & antiques.

- Open class is open to all persons living in Langlade County and persons belonging to Langlade County associations including the 4-H Leaders Association.
- **Exhibitors in Open Class Division may not enter *identical items or articles* in both the open division and corresponding senior citizen division.**
- All entries shall be raised, made, or grown since last year's fair, unless otherwise specified!
- Items may not be placed in exhibit area before their designated time.
- No items may be duplicated ( lot number)

### Department 120

#### Photography

Multipurpose Building, Noon-5:30pm Tuesday

#### Photography Guidelines:

1. Mounting: All photos shall be mounted. Use poster board, foam core board, mounting board, flush mount, etc. All mattes should be black or white. NO FRAMES OF ANY KIND. No wrapped canvases.
2. No text, copyright statements, or identifying markings are allowed on the image.
3. Normal post processing adjustments are allowed. This includes levels, curves, contrast, saturation, and sharpening.
4. Minor cloning and dust removal is permitted.
5. HDR photos will be allowed unless the technique is excessive and goes beyond a natural appearance. In this case it would be entered in the digitally altered category. Background and major component removal belongs in the digitally altered category.
6. Enter one class at a time: Novice, Advanced Amateurs, or Professionals. After winning two blue ribbons in the novice class you will be moved to the advanced amateur class.
7. Print sizes:
  - 5x7 minimum print size
  - 11x14 maximum print size
  - 16x20 maximum matte size
  - Panorama max size 24 inches on long side (min aspect ratio 2:1)
8. DISCLAIMER: Reasonable precaution will be taken to ensure that entries are unharmed, but the Langlade County Fair board is not responsible for damage or loss no matter the cause. The Langlade County Youth Fair is a family environment and no offensive or objectionable contest will be allowed. Discretion will be of the judges and the fair board.

#### 9. Limit of 6 entries per class.

Class A – Novice

Class B – Advanced Amateurs

Class C - Professional

#### Lot #s

- |                        |                              |
|------------------------|------------------------------|
| 1. Landscape color     | 7. People color              |
| 2. Landscape B&W/Toned | 8. People B&W/Toned          |
| 3. Animals color       | 9. Macro color               |
| 4. Animals B&W/Toned   | 10. Macro B&W/Toned          |
| 5. Flowers color       | 11. Slow shutter speed color |
| 6. Flowers B&W/Toned   | 12. Slow shutter B&W/Toned   |

- 13. Fast shutter speed color
- 14. Fast shutter speed B&W/Toned
- 15. County Fairs colored
- 16. County Fairs B&W/Toned
- 17. Panorama color
- Standard Placing 1<sup>st</sup>-4<sup>th</sup>: \$4.50 \$3.50 \$2.50 \$1.50
- 18. Panorama B&W/Toned
- 19. Any other color
- 20. Any other B&W/Toned
- 21. Photo with computer manipulated effects

**Department 140**  
**Plant and Soil Science – Exhibition Building Noon-5:30pm Tuesday**

All vegetables shall be grown from exhibitor's garden. All vegetables shall be washed or cleaned properly before bringing to the fair. Dirty vegetables will not be accepted!

**Class A - Vegetable Garden**

For rules of display, read "Exhibiting and Judging Vegetables" available at the Extension Office.

**Potatoes**

Only 1 entry is allowed in each exhibit. Exhibit must consist of 12 tubers.

- 1. Superior
- 2. Red LaSoda
- 3. Atlantic
- 4. Russet Burbank
- 5. Ontario
- 6. Norland
- 7. Rhine red
- 8. Early Gems
- 9. Any other variety properly name.

\$2.00 1.75 1.50 1.25

**Vegetables**

- 10. Beans, green (10 pods) - leave 1/4" stem
- 11. Beans, yellow (10 pods) - leave 1/4" stem
- 12. Beets (3), over 2 1/2" in diameter - leave 1" stem and 1/2" taproot
- 13. Broccoli (1 bundle of side shoots 3" in diameter or 1 large head)
- 14. Cabbage (1) - leave 1" stem
- 15. Carrots (3) - leave 1" stem and 1/2" taproot
- 16. Cauliflower (1 head) - leave 1/2 to 1" stem
- 17. Celery (1 bunch) - remove roots neatly
- 18. Cucumbers, canning - 3-4" (3) - leave 1/4 to 1/2" stem
- 19. Cucumbers, slicing - 6-8" (3) - leave 1/4 to 1/2" stem
- 20. Eggplant (1)
- 21. Kohlrabi (3) - cut taproot off squarely - leave 4 to 6 crown leaves on at least 1/2 to 1" long
- 22. Onions (3) - leave 1" stem, no roots, pick one week in advance, clean carefully, do not peel
- 23. Peas (10 pods) - leave 1/2" stem
- 24. Peppers (3) - leave 1/2" stem
- 25. Pie pumpkin (1)
- 26. Potatoes (3)
- 27. Rutabaga (1)
- 28. Spinach (1 plant) - no roots
- 29. Squash, summer (1) - leave 1" stem
- 30. Squash, winter (1 large) - leave 1" stem
- 31. Sweet corn (3 husked ears)
- 32. Swiss chard (1) - no roots
- 33. Tomatoes, green (3) - leave stem on tomato
- 34. Tomatoes, ripe (3) - leave stem on tomato
- 35. Hydroponic tomatoes
- 36. Most unusual fruit or vegetable

\$1.75 1.50 1.25 1.00

**Garden display**

37. Exhibit to consist of a display of 6 different kinds of garden vegetables from the list above.

A box 12 x 15" will be available for this display.

\$5.50 4.50 3.50 2.50

**Class B - Fruits**

Only fresh fruit will be allowed.

- 1. Raspberries - 1 pint
- 2. Strawberries - 1 pint
- 3. Cantaloupe - 1 whole
- 4. Blackberries - 1 pint
- 5. Apples, plate of 4 of one variety

\$1.75 1.50 1.25 1.00

**Class C – Crops**

Samples must have been grown in the current year. Threshed samples may be from the current year or the previous year. All threshed grain samples must be cleaned. Put name of cultivar on entry tag.

Corn

- 1. Six corn stalks, remove roots - no containers
- 2. Shell corn, minimum of 3 quarts
- 3. Tallest Corn (1)

Forage Crops

- 4. Alfalfa, 3 inch sheaf in circumference at top band, well tied. (List whether it's 1st or 2nd cutting on entry tag.)

5. Clover, 3 inch sheaf in circumference at top band, well tied. (List whether it's 1st or 2nd cutting on entry tag.)

Small Grains

6. Barley, 3 inch in circumference at top band, well tied
  7. Barley, threshed, 3 quart plastic container or larger
  8. Oats, 3 inch sheaf in circumference at top band, well tied
  9. Oats, threshed, 3 quart plastic container or larger
  10. Tallest Sunflower (1)
  11. Wheat, 3 inch sheaf in circumference at top band, well tied
  12. Wheat, threshed, 3 quart plastic container or larger
- \$1.75 1.50 1.25 1.00

**Department 150  
Flowers and House Plants**

Multipurpose Building, Noon-5:30pm Tuesday

**Make sure you read ALL "Rules & Regulations" in front of book!**

All flowers entered must be grown by the exhibitor, except for wildflowers.

Do not mix wildflowers with garden flowers; enter wildflowers in their own category.

Feel free to attach planting tag to entry. This will aide in proper ID of entries.

. No plastic or silk flowers or weeds may be used. All entries shall be raised by exhibitor since last year's fair and not previously shown.

All entries should have containers that are heavy enough to support the entry. All containers should be clean and unbroken.

**All plants must be free from lice and mites before being brought in the exhibition building.**

**CLASS A - CUT FLOWERS LOTS 1-90**

All flowers entered must have been grown by the exhibitor. Display to consist of 3 stems or blooms unless otherwise stated, additional greens maybe included but should be from the same plant. No duplicate lot entries, per household, if from the same plant.

- |   |  |
|---|--|
| 1.Ageratum                                | 48.Mallow (lavatera/malva)                               |
| 2.Amaranthus                              | 49.Marigold, dwarf - multi-colored                       |
| 3.Aster                                   | 50.Marigold, dwarf - orange                              |
| 4.Bachelor button                         | 51.Marigold, dwarf - yellow                              |
| 5.Balsam                                  | 52.Marigold, large - orange                              |
| 6.Begonia, tuberous                       | 53.Marigold, large – yellow                              |
| 7.Bells of Ireland                        | 54.Marigold, large - any other color                     |
| 8.Calendula                               | 55.Nasturtium  |
| 9.Candytuft (iberis)                      | 56.Pansies, one solid color                              |
| 10.Canna                                  | 57.Pansies, mixed colors                                 |
| 11.Celosia                                | 58.Petunia, double                                       |
| 12.ChineseCynoglossum (Forget-Me-Not's)   | 59.Petunia, single                                       |
| 13.Chrysanthemum, garden                  | 60.Petunia, single ruffled                               |
| 14.Cleome                                 | 61.Phlox, perennial                                      |
| 15.Cockscomb                              | 62.Roses, climbing                                       |
| 16.Cone Flower, purple or white           | 63.Roses, cream or white                                 |
| 17.Coreopsis                              | 64.Roses, miniature                                      |
| 18.Cosmos                                 | 65.Roses, any shade of pink                              |
| 19.Dahlias, cactus                        | 66.Roses, any shade of red                               |
| 20.Dahlias, under 4"                      | 67.Roses, rugosa   |
| 21.Dahlias, over 4"                       | 68.Roses, variegated                                     |
| 22.Dahlias, Single                        | 69.Roses, any shade of yellow                            |
| 23.Daisy, Shasta                          | 70.Roses, any other shade                                |
| 24.Delphinium, perennial                  | 71.Rudbeckia   |
| 25.Dianthus, double                       | 72.Salpiglossis  |
| 26.Dianthus, single                       | 73.Salvia, blue  |
| 27.Feverfew                               | 74.Salvia, purple  |
| 28.Gaillardia                             | 75.Salvia, red   |
| 29.Garden Sunflower                       | 76.Salvia, any other color                               |
| 30.Geranium, single, cut flower           | 77.Sedum   |
| 31.Geranium, double, cut flower           | 78.Snapdragon  |
| 32.Geranium, trailing, cut flower         | 79.Snow on the Mountain                                  |
| 33.Gladiolus, all one color, three spikes | 80.Sweet Pea, annual                                     |
| 34.Gladiolus, variegated                  | 81.Sweet Pea, perennial                                  |
| 35.Gladiolus, mixed colors, three spikes  | 82.Verbena   |
| 36.Gladiolus, pastel shades               | 83.Zinnia, cactus flowered                               |
| 37.Gladiolus, dark shades                 | 84.Zinnia, large over 3.5"                               |
| 38.Gladiolus, tiny tot                    | 85.Zinnia, miniature under 1.5"                          |
| 39.Gladiolus, unique color                | 86.Zinnia, Mexican                                       |
|   | 87.Zinnia, small 1.5 - 3.5"                              |
|   | 88.Any other cut flower, Annual, not listed, identify    |
|   | 89.Any other cut flower, Perennial, not listed, identify |

- 40. Gomphrena
- 41. Helichrysum, straw flowers
- 42. Hydrangea, Annabelle
- 43. Hydrangea, any other
- 44. Japanese Lantern
- 45. Larkspur, annual
- 46. Lilies, Calla
- 47. Lilies, Day

**CLASS B - BOUQUETS LOTS 91-97**

All flowers entered must have been grown by the exhibitors except for wildflowers. Do not mix wildflowers with garden flowers; put wildflowers in their own category. Do not include goldenrod, ragweed, or state protected wildflowers. Bouquets to consist of 5 or more stems or blooms. Bouquets are to be viewed from all sides.

- 91. Bouquet of mixed fresh garden flowers
- 92. Bouquet of mixed fresh garden flowers of one color
- 93. Bouquet of mixed fresh wild flowers
- 94. Bouquet of mixed dried flowers or pods
- 95. Bouquet of fresh garden flowers (one variety)
- 96. Bouquet of dried wild flowers
- 97. Bouquet of fresh wild flowers (one variety)

\$2.50 2.25 2.00 1.75

**OPEN CLASS DEPT.15 FLOWERS AND HOUSE PLANTS \* A**

**CLASS C - ARRANGEMENTS LOTS 98-112**

*Open to amateurs only.*

*Arrangements are to be viewed from all sides. Exceptions: corsage or wall hanging.*

An artistic arrangement shall use fresh or dried material as indicated. Where fresh or dried is not specified, the arranger may choose to use one or the other or a combination of the two to carry out the theme specified.

*Exhibitor must provide own container for exhibit. All flowers must have been grown by the exhibitor (except wildflowers). No artificial flowers*

- 98. Arrangement using grasses, berries, foliage (fresh materials)
- 99. Arrangement for dining table
- 100. Arrangement using kitchen utensils
- 101. Indian summer arrangement using autumn colors (fresh materials)
- 102. Thanksgiving arrangement using fresh flowers
- 103. Miniature arrangement (6" or less overall), do not bring treasured small containers
- 104. Arrangement of gladiolus using one or mixed colors
- 105. Arrangement of roses in a suitable container using at least 3 roses
- 106. Arrangement in a basket (fresh materials)
- 107. Arrangement of monochrome materials, including container
- 108. Arrangement of all fresh materials, using old-time song title (i.e., Daisy, Last Rose of Summer, Petunia)
- 109. Arrangement using an unusual container (fresh materials)
- 110. Arrangement using dried materials (no plastic, silk, or weeds)
- 111. Arrangement with candles and/or other accessory used within the arrangement (not set along the side) 2.50 2.00 1.50

112. Table - include a 3 x 5" card identifying the meal the table arrangement is set for. Exhibitor to show a complete table setting suitable for any occasion. This will include centerpiece, tablecloth, napkin, glass or goblet or coffee cup with saucer, plate, no silver. The exhibitor will bring his/her own card table (36 x 36"). Fair officials will take every precaution to guard your table but cannot be held responsible for public breakage.

\$3.00 2.50 2.00 1.50

**CLASS D - POTTED PLANTS LOTS 113-149**

*All plants must have been growing in pots long enough to become well established before exhibition.*

*All plants must be free from lice and mites and all pots must be thoroughly cleaned before being brought in the exhibition building. Pot should not be cracked or broken.*

Plants are not to be sprayed with leaf shine or other sprays.

- 113. African violet, single
- 114. African violet, double
- 115. Begonia, semperflorens or wax
- 116. Begonia, tuberous
- 117. Begonia, any other variety, identify
- 118. Cactus, Christmas
- 119. Cactus, large over 10"
- 120. Cactus, small under 10"
- 121. Caladium
- 122. Climbing or trailing plant other than already listed.
- 123. Coleus
- 132. Impatiens, Sunshine or New-Guinea
- 133. Impatiens, rosette-double
- 134. Impatiens, regular
- 135. Ivy, any variety, identify
- 136. Jade plant
- 137. Mandevilla
- 138. Peace Lily
- 139. Peperomia
- 140. Philodendron
- 141. Prayer plant
- 142. Snake or Mother-in-Law's Tongue
- 143. Spider plant
- 144. Swedish Ivy
- 145. Succulent
- 146. Terrarium
- 147. Any plant grown for foliage, not previously listed, identify
- 148. Any other flowering plant, not previously listed, identify



- 124. Combo Pot, 3 or more foliage only plants
- 125. Combo Pot, 3 or more flowering plants
- 126. Combo Pot, 3 or more herb plants
- 127. Fern, Boston
- 128. Fern, any other variety, identify
- 129. Geranium, trailing or ivy
- 130. Geranium, upright
- 131. Hoya plant

**Department 160**  
**Natural Sciences**  
 Multipurpose Building, Noon-5:30pm Tuesday

**Class A - Bees and Honey**

- 1. Exhibit of honey bees - brood comb in glass frame  
\$5.50 4.50 3.50 2.50
- 2. Exhibit of comb honey
- 3. Exhibit of strained honey

**Class B - Maple Syrup Products**

- 1. One pint of maple syrup in glass container
- 2. Maple syrup- 1 pint certified canning jar- leave ring on jar, to be opened by the judge. Unsealed jars will be disqualified.  
\$2.50 2.25 2.00 1.50

**Class C-Christmas Trees**

- Christmas tree must be grown in Langlade County
- Trees must be freshly cut.
- Trees will be judged based on USDA Christmas Tree Grades
- Trees must be exhibited standing in a pail of moist sand or soil/moss mixture furnished by exhibitor.
- Trees must be between 5 ft. -8 ft. tall, measured from tip of the leader to bottom of the handle. A trimmed handle shall be no less than 6 in. long or more than 1 ¼ in, for each foot of tree height.
- Artificially colored trees will be disqualified.
- Only one tree per class

Lot #'s

- 1. Norway Pine
- 2. Balsam, Frasier or Douglas Fir
- 3. Norway, Black, Colorado, or White Spruce
- 4. Scotch Pine
- 5. White Pine  
\$10.00 \$8.00 \$6.00 \$4.00

**Department 180**  
**Cultural Art**  
 Multipurpose Building, Noon-5:30pm Tuesday

All entries shall be made since last year's fair! **Award of Excellence to best cultural art exhibit.**

All ceramic items must be signed and dated.

**Class A - Cultural Art**

- |   |  |
|---|--|
| <ul style="list-style-type: none"> <li>1. Ceramic glazed item</li> <li>2. Ceramic under glazed item</li> <li>3. Ceramic stained on bisque</li> <li>4. Ceramic dry brush item</li> <li>5. Ceramic over glazed item (decal or luster)</li> <li>6. Ceramic combination of techniques</li> <li>7. Ceramic any other technique</li> <li>8. Ceramic item, outdoor</li> <li>9. Free-style Original design, ceramic</li> <li>10. Cement article, outdoor</li> <li>11. Handmade Christmas cards (ink, block printing - see note</li> <li>12. Handmade Christmas cards (crocheted, tatted, appliqué, material)</li> <li>13. Any other type of card</li> <li>14. Personalized stationery (10 sheets plus envelopes)</li> <li>15. Stuffed animal, not knit or crocheted - not a kit</li> <li>16. Stuffed doll</li> <li>17. Christmas tree decoration</li> <li>18. Holiday decoration other than tree ornament<br/>\$3.00 2.50 1.50 1.00</li> <li>36. Pencil or ink sketch</li> <li>37. Block printing on paper (wrapping paper, stationery, napkins, place mats, etc.) Note: Block printing is a method/technique in which an item is carved, then put into ink and used to print as with a stamp. A method, not a style, of lettering</li> </ul> | <ul style="list-style-type: none"> <li>19. Item with resemble technique used</li> <li>20. Basket – woven by hand</li> <li>21. Tube painted article</li> <li>22. Appliqué article</li> <li>23. Pin painted design article</li> <li>24. Creative design, original, made from wire</li> <li>25. Creative design, original, metal other than wire</li> <li>26. Tie dye on clothing article</li> <li>27. Article of beading</li> <li>28. Felting, any article</li> <li>29. Wall hanging, crewel</li> <li>30. Etched article</li> <li>31. Quilling article</li> <li>32. Handmade clay pot</li> <li>33. Handmade clay article</li> <li>34. Glass Fusing</li> <li>35. Glass Slumping (melting bottles, glass, etc.)</li> </ul> |
|---|--|

38. Block printing on fabric (place mats, napkins, yardage, apron, etc.)

\$4.50 3.50 2.50 1.50

**Lots 39, 40, 41, 42, 43 shall be framed with wire on back to hang on a hook**

39. Water color, tempera painting

40. Crayon or pastels picture

41. Acrylic painting

42. Freehand oil painting

43. Acrylic painting, any other item

44. Oil painting on something other than a framed picture, such as an old painted saw

45. Charcoal Picture

46. Any other item (not covered under 1-46)

47. Any other useful item (not covered under 1-)

**Class B. Theater Arts** Drama techniques, planning and leading a session, story ideas, resources for theatre games, and group improvisation  
All costumes and photos must be PG13 rated and kept age appropriate. All photos must be non-explicit or suggestive. All makeup must be done on face, neck, shoulder, shoulder blade, leg, arm or hand. All prop weapons must be made of cardboard, plastic, resin, foam, rubber or wood, no sharp edges or points. Any entry found with the stated criteria will be rejected and asked to be removed from the Langlade county fairgrounds. .  
All scrapbooks - 8 1/2 x 11" and all posters defined as being 14x22"

### Definitions:

#### **Fashion makeup**

Fashion makeup is used in magazine photography as well as on the fashion runway. Avant-garde makeup is also an applicable technique used for projects that require experimental themes. Fashion makeup is also commonly used in television and film ranging for the natural *prime look* to more sophisticated applications such as *color balance*.

#### **Theatrical makeup**

Stage makeup is used as a method in conjunction with stage lighting to highlight the actors' faces in order make expressions visible to the audience from moderate distances. This often includes defining the eyes and lips as well as the highlights and lowlights of the facial bones.

#### **Special effects makeup (FX makeup)**

The use of special effects techniques enhancing physical features to exhibit metaphysical characteristics as well as fantasy makeup. The use of prosthetics and plaster casting are also required for projects that entails non-human appearances. Accents such as theatrical blood and ooze are also techniques applicable to this type of makeup.

#### **Airbrushing**

The use of an airbrush which is a small air-operated device that sprays various media including alcohol and water-based makeup by a process of nebulization. Liquid foundations that are high in coverage but thin in texture are applied with the airbrush for full coverage without a heavy build-up of product.

#### **Special occasion makeup**

Special occasion makeup is a new segment in a makeup artist's repertoire. From ethnic, to glamorous, to contemporary, makeup artists are now an important part of event planning.

#### **High definition**

This is an art which involves the use of light reflectors and ingredients such as minerals to give the skin a flawless finish. This was developed due to the further development of high definition mediums and the cost implications of airbrush makeup.

#### **Character makeup**

Is used to create a character to the extent of changing a subject's physical configuration to suit the requirements of a script. It encompasses a great deal: varying age levels, character delineation, personality traits, unusual facial features, symbolic figures, men's facial hair application, cuts, scars, bruises, burns, tattoos, disfigurements, horror designs, and anything on the face or body that is created without embellishing or enhancing the corrective and/or beauty aspects of the human face or figure.

#### **Theater Arts**

48. Display on character development.

49. Display of props or prop made by exhibitor with written concept.

50. Costume Created for a character with optional makeup, including written description of concept.

51. Puppet or costume used by exhibitor in a community service project, including description of project.

52. Set design, costume list and prop list for a selected play, including script.

53. Original short performance piece.

54. 1-20 sentence character based monologue.

55. Set design model

56. Puppet DVD

57. Personal acting DVD max. time 5 min.

58. Poster, exhibit or display not listed above.

#### **Fashion makeup**

59. Make up tutorial on self or model- 10 min. max verbal description to judge.

60. Make up end result photo (5x7) with written concept/process.

#### **Theatrical makeup**

61. Make up tutorial on self or model- 10 min. max verbal description to judge.

62. Make up end result photo (5x7) with written concept.

**Special Effects (FX) or Character makeup**

63. Make up tutorial on self or model- 10 min. max verbal description to judge.

64. Make up photos (5x7) showing 3 stages in the process with written concept.

**Airbrushing**

65. Make up tutorial on self or model- 10 min. max verbal description to judge.

66. Make up end result photo (5x7) with written concept.

**Special occasion makeup**

67. Make up tutorial on self or model- 10 min. max verbal description to judge.

68. Make up end result photo (5x7) with written concept.

**High definition**

70. Make up tutorial on self or model- 10 min. max verbal description to judge.

71. Make up end result photo (5x7) with written concept.

**\$5.50 4.50 3.50 2.50**

**Department 190**

**Antiques**

Judging will be Wednesday 9:00 am, Exhibition Building  
Please bring all fair entries in on Tuesday from Noon -7:00pm

In case an article is in poor condition but is valuable because of its age or rarity, these factors will be taken into consideration when scoring. If an item entered for competition at this fair and receives a placing, it cannot be entered for competition again at this fair until a period of five years has passed. If an article is entered for competition and does not receive a placing at this fair, it can be entered again at subsequent fairs.

Antiques should not be less than 50 years old, unless specifically stated.

Every precaution will be taken to ensure safety of exhibits, but in no case will the management be responsible for loss or injury to same.

An item cannot be entered in a specific category and a like item in the miscellaneous class; for example, if one item of carnival glass is entered in class A – colored glass, another cannot be entered in class E Miscellaneous.

**Class A – Participants may enter a maximum of 4 exhibits in this class**

**Class B – Participants may enter a maximum of 2 exhibits in this class**

**Class C – Participants may enter a maximum of 2 exhibits in this class**

**Class D – Participants may enter a maximum of 5 exhibits in this class**

**Class E – Participants may enter a maximum of 12 exhibits in this class**

**Scoring:**

Quality-material	15
Technique	15
Beauty – color	20
Design/general	20
Condition	20
Value in point of interest	10
	100

**Class A – Colored Glass – OPEN CLASS**

1. Depression
2. Carnival
3. Hobnail item
4. Stain glass
5. Water pitcher
6. Ruby glass item
7. Ruby flash glass
8. Art glass or decorative
9. Tumblers, two of same pattern
10. Salt and Pepper shakers

**Class B – Clear glass, no color – OPEN CLASS**

1. Water pitcher
2. Pressed glass item
3. Collection of clear glass, 3 pieces of one pattern
4. Any etched glass item
5. Creamer and sugar

**Class C – Misc. Glass (Clear or colored) – OPEN CLASS**

1. Canning jar
2. Cruet
3. Paper weight
4. Opalescent item
5. Bottle, colored
6. Basket with handle
7. Bottle, clear

**Class – D Ceramics and China – OPEN CLASS**

1. Pottery

11. Milk glass
12. Collection, 3 pieces of one pattern
13. Creamer and sugar
14. Vaseline glass
15. Cobalt blue item
16. Cranberry glass
17. Cut Glass
18. Butter mold
19. Bottle, (without paper label)
20. Miscellaneous
6. Tumblers, 2 of same pattern
7. Salt and pepper shakers
8. Bottle, (without paper label)
9. Clear Glass covered butter or cheese dish
10. Miscellaneous
8. Vase
9. Custard glass item
10. Black amethyst item
11. Compote
12. Milk bottle
13. Any other misc. glass
2. Iron stone china

- |     |                               |     |  |
|-----|-------------------------------|-----|--|
| 3.  | Mustache cup                  | 16. | Salt and pepper shakers                              |
| 4.  | Covered cheese or butter dish | 17. | 3 different pieces of china collection – one pattern |
| 5.  | Cup and saucer                | 18. | China bowl   |
| 6.  | Bone dish (crescent shape)    | 19. | Occupied Japan articles- dishes and glass wear       |
| 7.  | Pitcher                       | 20. | Commemorative plate                                  |
| 8.  | Flow blue                     | 21. | Calendar plate                                       |
| 9.  | Vase                          | 22. | Portrait plate                                       |
| 10. | Creamer and sugar dish        | 23. | Crock  |
| 11. | Tureen, covered               | 24. | Jug  |
| 12. | Stein                         | 25. | Cookie Jar   |
| 13. | Fiesta wear item              | 26. | Figurine   |
| 14. | Stone wear item               | 27. | Butter Pat Dish                                      |
| 15. | Hand-painted item             | 28. | Miscellaneous  |

**Class E Miscellaneous – OPEN CLASS**

- |  |   |
|--|---|
| 1. Plaster wear item or Chalk ware item            | 37. Stuffed toy   |
| 2. Miniature shoe                                  | 38. Copper item   |
| 3. Brass item                                      | 39. Enameled item   |
| 4. Hatpin holder                                   | 40. Postal artifact (1)   |
| 5. Doll, at least 25 years old                     | 41. Leather item  |
| 6. Doll, 50 years and older                        | 42. Wicker item   |
| 7. Tin cookie cutters (3)                          | 43. Dresser set   |
| 8. Christmas decorations (3)                       | 44. Kitchen flat wear   |
| 9. Banks, still or mechanical                      | 45. Valentine (1)   |
| 10. Wooden toy                                     | 46. Camera  |
| 11. Iron or tin toy                                | 47. Lunch Bucket  |
| 12. Toothpick holder                               | 48. Wooden wear item  |
| 13. Indian relic or artifact                       | 49. Vintage clothing – 50 years old or more                             |
| 14. Tin advertising item                           | 50. Coverlet or quilt – 50 years old or more                            |
| 15. Wood item                                      | 51. Household furniture   |
| 16. Mirror item                                    | 52. Farm tool   |
| 17. Paper collectibles (1)                         | 53. Linens (1)  |
| 18. Book (1)                                       | 54. Hat   |
| 19. Catalog, magazine, or comic book (1)           | 55. Shoes   |
| 20. Jewelry  | 56. Pickle Casters  |
| 21. Purse or bag                                   | 57. Advertising bottle  |
| 22. Portrait                                       | 58. Bottle with paper label   |
| 23. Snapshot                                       | 59. Game plate  |
| 24. Daguerreotype, tin or framed                   | 60. Ink Well  |
| 25. Framed picture – Framed Photography            | 61. Misc. large item  |
| 26. Framed picture – Framed Art                    | 62. Misc. small item (can easily be set on table)                       |
| 27. Unframed picture                               | 63. Tin, aluminum, or plastic cookie cutters, at least 50 years old (3) |
| 28. Picture frame only                             | 64. Children’s Dish   |
| 29. Photograph album                               | 65. Salt Cellar   |
| 30. Miniature lamp, complete                       | 66. Christmas Card (1)  |
| 31. Lamp, over 6”                                  | 67. Bakelite or Celluloid Item  |
| 32. Hand tools-kitchen (3)                         | 68. Cowboy Item   |
| 33. Hand tools – shop (3)                          | 69. Sewing Article  |
| 34. Clock, shelf or mantle                         | 70. Vintage Clothing, children’s  |
| 35. Collection of fancy buttons, 6 or more mounted | 71. Vintage Clothing, adult’s   |
| 36. Silver or silver-plated item                   | 72. Game (1) or Puzzle (1)  |
|  | \$3.00 2.50 2.00 1.50   |

**Department 220**

**Woodworking**

Multipurpose Building Noon-5:30pm Tuesday

**Class A - Woodworking** - Regular Judging – All projects finished according to intended use.

- |                                     |   |
|-------------------------------------|---|
| 1. Carved wooden Christmas ornament | 8. Useful article for farm workshop                                     |
| 2. Carved wooden statuette          | 9. Article of creative design from wood                                 |
| 3. Carved wooden boxes              | 10. Lawn ornament   |
| 4. A toy or homemade game           | 11. Any small article of furniture; such as chair, stool...             |
| 5. Birdhouse                        | 12. Any large article of furniture                                      |
| 6. Birdfeeder                       | 13. Any other carved item (wall hangings, bowls, walking sticks, canes) |
| 7. Useful article for home          |   |

Ribbons sponsored by Antigo Whittle People

\$3.00 2.50 2.00 1.50

**Department 250**  
**Food and Nutrition**  
 Multipurpose Building, Noon-5:30pm Tuesday

Commercial mixes and frostings are ineligible! All entries in Class A become the property of the fair and cannot be returned to exhibitors. Bring entire baked article, such as entire loaf of bread or entire cake.

**Class A - Food and Nutrition**

- |                                   |  |
|-----------------------------------|--|
| 1. Chocolate brownies, plate of 3 | 5. White yeast bread, 1 lb. loaf         |
| 2. Homemade candy, 3 pieces       | 6. Frosted yeast sweet rolls, plate of 3 |
| \$1.75 1.50 1.25 1.00             | 7. Dinner rolls, plate of 3              |
| 3. Rye bread                      | 8. Cake donuts, plate of 3               |
| 4. Whole wheat bread              | 9. Kolaches, any kind, plate of 3        |
| \$2.00 1.75 1.50 1.25             |  |

10. Decorated cake for a special occasion. The appearance and simplicity of the decoration will be judged. There need not be a cake beneath the decoration  
 \$2.50 2.25 2.00 1.50

Quick Breads and Cream Puffs

11. Coffee Cake  
 12. Cranberry Bread, 1 loaf  
 13. Zucchini Bread, 1 loaf  
 14. Banana Bread, 1 loaf  
 15. Pumpkin Bread, 1 loaf  
 16. Cream Puffs, plate of 3  
 \$2.00 \$1.75 \$1.50 \$1.25

Cookies – all plates of 3

17. Pinwheel cookies, plate of 3  
 18. Peanut Butter cookies, plate of 3  
 19. Molasses Drop cookies, plate of 3  
 20. Chocolate Chip cookies, plate of 3  
 21. Oatmeal Drop cookies, plate of 3  
 22. White rolled cookies, not frosted, plate of 3  
 23. Filled Cookies, plate of 3  
 \$1.75 \$1.50 \$1.25 \$1.00

Cakes

- Size of Cakes – 9x13  
 24. Chocolate Cake  
 25. Sponge Cake-Any pan  
 26. Bundt Cake – use Bundt Cake pan  
 27. White Cake  
 28. Carrot Cake  
 29. Angel Food Cake – use round Angel Food Cake pan  
 \$2.00 \$1.75 \$1.50 \$1.25

Baked Pies – fillings must be homemade, not commercial pie fillings. Exhibitor shall bring the entire pie. They will leave a slice and take the rest home after judging.

- |                         |  |
|-------------------------|--|
| 30. Apple, double crust | 36. Raspberry  |
| 31. Apple, Dutch        | 37. sugar fee Pie  |
| 32. Cherry              | 38. Any other pie, not listed (include recipe) No custard, cream, meringue, or pumpkin |
| 33. Raisin              | 39. Baked pie shell, from scratch  |
| 34. Blueberry           |  |
| 35. Prune               |  |
| \$2.00 1.75 1.50 1.25   |  |

**Class B - Food Preservation**

All food preservation canning exhibits shall be standard or wide mouth jars quart or pint jars with standard or wide mouth lids, except jams and jellies, which may be in half pints. Brand names such as BALL or KERR should be imprinted on the jar. Tinted jars will be disqualified. One jar constitutes an exhibit. Jars must be properly labeled using labels from the Extension Office (see junior fair food preservation).

**All vegetables and meat must be pressure canned, except pickles and salsa. All fruits, salsa, and tomato catsup must be processed in a boiling water bath. Juices, jams and jellies shall be boiled and processed in a boiling water bath. Processing times used should be from current Extension bulletins or the Ball Blue Book. Rings must be removed. Entries shall be canned since last year's fair. Lids shall not be marked in any manner.**

- |                     |                            |
|---------------------|----------------------------|
| 1. Applesauce       | 6. Peaches, halves         |
| 2. Blackberries     | 7. Pears, halves           |
| 3. Blueberries      | 8. Raspberries (wild, red) |
| 4. Cherries, whole  | 9. Raspberries (tame, red) |
| 5. Cherries, pitted | 10. Rhubarb                |

11. String beans, green (cut)
  12. String beans, yellow (cut)
  13. Whole young carrots
  14. Peas
  15. Tomatoes, whole in juice
  16. Tomatoes, cut
  17. Tomato juice
  18. Mixed vegetables for soup
  19. Crabapple pickles
  20. Dill pickles
- \$1.75 1.50 1.25 1.00

21. Jam (any variety)
22. Jelly (any variety)
23. Pickles mixed or bread and butter
24. Pickle Relish
25. Chicken
26. Sauerkraut
27. Beef
28. Salsa
29. Catsup

**Department 260  
Clothing**

Multipurpose Building, Noon-5:30pm Tuesday

All exhibits shall be made since last year's fair! Bring clothing articles on hangers.

**Award of Excellence to best clothing article**

**Class A - Adult or teenage garments**

1. Article which has been made over (include a description of garment before it was made over, changes made, and why)

2. Skirt

3. Blouse

4. Apron

5. Shorts or skort

6. Pant

\$1.75 1.50 1.25 1.00

7. Sleepwear or loungewear

8. Any other adult clothing

\$2.00 1.75 1.50 1.25

9. Dress for best wear

10. Dress for general wear

11. Blouse with skirt

\$2.50 2.25 2.00 1.50

12. Suit or pantsuit

13. Sport clothing (at least 3 pieces)

14. Coat

\$4.50 3.50 2.50 1.50

**Class B - Infant and Children's Garments**

Note: Children's garments should be for a child age 8 or under

1. Sport outfit (not a dress)

2. Best dress

3. Dress for general wear

4. Sleepwear (pajamas or nightgown)

5. Skirt and blouse

6. Loungewear

7. Garment made from another (include a description of garment before it was made over, changes made, and why)

8. Any other infant or child's garment

\$1.75 1.50 1.25 1.00

9. Snowsuit

10. Suit - 2 or more pieces

11. Coat

\$2.50 2.25 2.00 1.50

**Department 270**

**Knitting and Crocheting**

Multipurpose Building, Noon -5:30pm Tuesday

All exhibits shall be made since last year's fair!

**Class A - Knitting**

1. Slippers

2. Hat

3. Two-needle mittens

4. Scarf

\$1.75 1.50 1.25 1.00

5. Small household item (doily, centerpiece, etc.)

6. Doll clothes

7. Hot pads or potholders (must be 6 x 6," double yarn or 2 layers sewn together)

8. Sweater set for infant (2 or 3 pieces)

9. Item for infant, not including sweater set

10. One pair of 4-needle socks (with French or Dutch heel)

11. One pair of 4-needle mittens (patterned or plain)

12. Gloves

13. Poncho or shawl

14. Any other knitted item, not clothing (example: puppet, toy)

15. Any other knitted garment (example: vest or sleeveless sweater)

\$2.00 1.75 1.50 1.25

**Class B - Crocheting**

1. Slippers

2. Hat

3. Mittens

4. Scarf

5. Small household item (example: doily, centerpiece, etc.)

16. Baby afghan or lap robe

17. Sampler afghan

\$2.25 2.00 1.75 1.50

18. Pullover sweater - plain, set-in sleeve

19. Pullover sweater - plain, raglan sleeve

20. Cardigan sweater - set-in sleeve

21. Cardigan sweater - raglan sleeve

\$2.50 2.25 2.00 1.50

22. Pullover sweater - carry or bobbin knitting, mixed colors, set-in sleeve

23. Pullover sweater - carry or bobbin knitting, mixed colors, raglan sleeve

24. Dress or sweater and skirt set

25. One-piece afghan (42 x 60" minimum)

26. Pieced afghan (42 x 60" minimum)

27. Large knitted household item (example: bedspread, tablecloth, etc.)

\$3.00 2.50 2.00 1.50

6. Doll clothes

7. Hot pads or potholders (must be 6 x 6" double yarn or 2 layers sewn together)

8. Crocheted edging (example: pillowcase, runner)

9. Item for infant

10. Gloves	\$2.25	2.00	1.75	1.50
11. Poncho or shawl	16. Pullover sweater			
12. Any other crocheted item, not clothing (example: puppet, toy)	17. Cardigan sweater			
13. Any other crocheted garment	18. Dress or sweater and skirt set			
\$1.75 1.50 1.25 1.00	19. One-piece afghan (42 x 60" minimum)			
	20. Pieced afghan (42 x 60" minimum)			
	21. Large crocheted household item (example: bedspread, tablecloth, etc.)			
14. Baby afghan or lap robe	\$2.50	2.25	2.00	1.50
15. Sampler afghan				

**Department 280  
Home Environment**

Multipurpose Building, Noon-5:30pm Tuesday

**Class A - Home Environment**

All articles must be the actual work of the exhibitor and shall be made since last year's fair.

1. Pillowcases (set of 2), using embroidery for design with a finished edge
  2. Pillowcases (set of 2), using liquid embroidery for design
  3. Pillowcases (set of 2), using any other medium for design with a finished edge (same medium used for design and edge)
  4. Pillow for the home (i.e., quilted, candle wicking, etc.)
  5. Dish towels (set of 2), using embroidery hand
  6. Dish towels (set of 2), using embroidery machine
  7. Place mats (2 to 4) or runner for the dining table (simple)
  8. Creative wreath (i.e., grapevine, cloth, straw, macramé, etc.), ready to hang using wire
  9. Decorative/stitchery tablecloth (any medium)
  10. Natural plant material arrangement for a buffet, etc. (i.e., fresh flowers, twigs, dried material, etc.)
  11. Silk floral arrangement for a buffet, etc.
  12. Any other home furnishing not otherwise listed (i.e., plastic needlepoint mesh decorated item)
- \$1.75 1.50 1.25 1.00
13. Wall hanging - embroidery, framed and ready to hang using wire or picture hanger
  14. Any other needle point
  15. Wall hanging - liquid embroidery, framed and ready to hang using wire or picture hanger
  16. Wall hanging - technique other than embroidery such as crewel, cross-stitch, etc., framed and ready to hang using wire or picture hanger
- \$2.00 1.75 1.50 1.25
17. Refinished small accessory for a room (i.e., clock, bookend, stool, sewing basket, etc.)
  18. Quilt - new, tied (2 sheets, etc.)
  19. Quilt - new, tied (pieced)
  20. Comforter-new tied (2 sheets)
  21. Comforter-new tied (pieced top)
  22. Quilted-new, hand quilted (hand sewn pieced top)
  23. Quilted-new, hand quilted (machine sewn pieced top)
  24. Quilted-new machine quilted (hand sewn pieced top)
  25. Quilted-new, machine quilted (machine sewn pieced top)
  26. Quilted items-new (wall hanging, table topper, crib quilt, etc.)
  27. Quilted items-new, wearable (jacket, pant, dress, collar, etc.)
  28. Quilted items-new, non-wearable (pot holder, coaster, etc.)
  29. Accessory for the home (i.e., wall hanging, rug, etc.) - design must be original
- \$3.00 2.50 2.00 1.50
30. Best braided or crocheted rug
  31. Best any other rug
  32. Best quilt - hand quilted (not pieced)
  33. Best quilt - hand quilted (pieced)
  34. Draperies or curtains
  35. Weaving, any item
  36. Finished item using raw wood
  37. Refinished item using fabric
  38. Tatting, any item
- \$4.50 3.50 2.50 1.50

**Department 700**

Exhibition Building, Friday following Youth Show  
(Poultry exhibitors shall follow state health rules listed in front of this book)

- A. Livestock exhibitors are required to comply with all of the statutory and regulatory provisions of the State of Wisconsin relating to animal health. See current animal health regulations in the front of this book.
- B. Each exhibitor shall be allowed one entry per lot number with a *maximum of 10*.
- C. Entry Fee is \$1 per entry – covers waste removal and shavings.
- D. All poultry will need an identifying leg band. Band may be picked up from the 4-H office during July.
- E. All poultry must be owned by the exhibitor by June 1<sup>st</sup> of the current fair year.

- F. All poultry must be feathered – birds younger than 6 weeks may not be shown.
- G. Poultry must be in place in the barn by 6 p.m. on *Wednesday* of fair. Check in time is 4-6:00p.m. on *Wednesday*.
- H. Poultry cannot be removed from the barn until 5 p.m. on Sunday.
- I. All poultry must originate from an NPIP participating flock, Wisconsin Tested Flock, Wisconsin Associate Flock or shall be individually tested for Pullorum-Typhid within 90 days of exhibition. Birds for exhibition may not be housed or co-mingled with any untested/uncertified birds. Exhibitors are required to provide a photocopy of one of the following as proof of Pullorum-free status: Pullorum-free certificate from breeder or hatchery, which includes the NPIP number, DATCP letter of acceptance as a Wisconsin Tested or Associate Flock, or a Wisconsin Individual Poultry Test Report. These photocopies must be presented to the superintendent or associate before unloading birds and will not be returned to the exhibitor.
- J. Poultry showing signs of disease when checked in or during fair will be removed immediately. Animals will be inspected at check in by the Chairperson or another Poultry leader.
- K. Birds must be free of lice. Birds with lice or other pests will be sent home.
- L. Exhibitors are expected to care for and groom their own poultry. They are expected to replace shavings daily. Shavings will be provided. Cages and floor around the cages should be clean. Exhibitors must provide their own food and water dishes.
- M. Poultry judging will be governed by the American Standard of Perfection.
- N. Judging will begin at 9:00 a.m. on Friday of fair with youth judging followed by Open Class judging. Open poultry exhibitors need not be present for judging
- O. Open Poultry Judging will take place in the cooping cages provided.
- P. Class Descriptions:
- Cock (Old Male) – hatched prior to January 1 of current year
  - Hen (Old Female) – hatched prior to January 1 of current year
  - Cockerel (Young Male) – hatched after January 1 of current year
  - Pullet (Young Female) – hatched after January 1 of current year

<p><b><u>Awards:</u></b></p> <ul style="list-style-type: none"> <li>• Best In Show –Rosette</li> <li>• Champion and Reserve Champion of Group – Ribbon</li> </ul>
---

Breeds & Class Numbers	Cock	Hen	Cockerel	Pullet
<b>American Breeds</b>				
1. Barred Plymouth Rock	1	2	3	4
2. White Plymouth Rock	1	2	3	4
3. Any Other Plymouth Rock	1	2	3	4
4. Rhode Island Red	1	2	3	4
5. Wyandottes	1	2	3	4
6. New Hampshire	1	2	3	4
7. Any Other American Variety (Dominiques, Buckeyes, Chanteclers, etc.)	1	2	3	4
<b>Asiatic Breeds</b>				
8. Brahmas	1	2	3	4
9. Cochins	1	2	3	4
10. Any Other Asiatic Varieties	1	2	3	4
<b>Mediterranean Breeds</b>				
11. White Leghorn Single or Bosch Comb	1	2	3	4
12. Brown Leghorn Single or Bosch Comb	1	2	3	4
13. All Minorca's	1	2	3	4
14. Ancona	1	2	3	4
15. Andalusians	1	2	3	4
16. Any Other Mediterranean Varieties	1	2	3	4
<b>English Breeds</b>				
17. Cornish	1	2	3	4
18. Australorps	1	2	3	4
19. Orpingtons	1	2	3	4
20. All Other English Varieties	1	2	3	4
<b>Continental Breeds</b>				
21. Polish	1	2	3	4
22. Any Other Continental Varieties	1	2	3	4
<b>Other Standard Breeds</b>				
23. Black Sumatra	1	2	3	4
24. Any Other Standard Breed	1	2	3	4
<b>Bantams Breeds -</b>				
<b>Single Comb Clean Legged</b>				



25. White Plymouth Rock	1	2	3	4
26. Barred Plymouth Rock	1	2	3	4
27. All Other Plymouth Rock	1	2	3	4
28. Any Japanese	1	2	3	4
29. White leghorn	1	2	3	4
30. All Brown leghorn	1	2	3	4
31. Rhode Island Red	1	2	3	4
32. New Hampshire	1	2	3	4
33. All Other SCCL Bantam	1	2	3	4
<b>Rose Comb Clean Legged Bantams</b>				
34. White Wyandotte	1	2	3	4
35. Black Wyandotte	1	2	3	4
36. All Other Wyandotte	1	2	3	4
37. Any Rosecomb	1	2	3	4
38. Any Sebright	1	2	3	4
39. Any Antwerp Belgian	1	2	3	4
40. All Other RCCL Bantams	1	2	3	4
<b>Feather Legged Bantams</b>				
41. Black Cochin	1	2	3	4
42. White Cochin	1	2	3	4
43. Buff Cochin	1	2	3	4
44. All Other Cochin	1	2	3	4
45. Light Brahma	1	2	3	4
46. Buff Brahma	1	2	3	4
47. Dark Brahma	1	2	3	4
48. Any d'Uccle	1	2	3	4
49. Any Silkie	1	2	3	4
50. All Other Feather Legged Bantams	1	2	3	4
<b>Game Bantams</b>				
51. Black Breasted Red Old English	1	2	3	4
52. Silver Duckwing Old English	1	2	3	4
53. Red Pyle Old English	1	2	3	4
54. All Other Old English	1	2	3	4
55. All Modern Game	1	2	3	4
56. Any American Game	1	2	3	4
<b>All Other Comb Clean Legged Bantam</b>				
57. Any Cornish	1	2	3	4
58. Any Polish	1	2	3	4
59. Any Ameraucana	1	2	3	4
60. All Other AOCCL	1	2	3	4
<b>Duck Breeds</b>				
	<b>Drake</b>	<b>Hen</b>	<b>Young Drake</b>	<b>Young Hen</b>
61. Pekin	1	2	3	4
62. Rouen	1	2	3	4
63. Any Heavy Duck	1	2	3	4
64. Cayuga	1	2	3	4
65. Any Medium Duck	1	2	3	4
66. Any Runner	1	2	3	4
67. Khaki Campbell	1	2	3	4
68. Mallard	1	2	3	4
69. Any Other Light Duck	1	2	3	4
70. Gray Call	1	2	3	4
71. White Call	1	2	3	4
72. Any Other Call	1	2	3	4
73. All Other Call Ducks	1	2	3	4
74. Any Other Bantam Ducks	1	2	3	4
<b>Geese Breeds</b>				
	<b>Gander</b>	<b>Goose</b>	<b>Young Gander</b>	<b>Young Goose</b>

75. Toulouse	1	2	3	4
76. Embeden	1	2	3	4
77. African	1	2	3	4
78. Chinese	1	2	3	4
79. Any Other Goose Variety	1	2	3	4

Pigeon Breeds	Old Cock	Old Hen	Young Cock	Young Hen
1. Show Kings	1	2	3	4
2. Fantails	1	2	3	4
3. Tumblers	1	2	3	4
4. Any Other Variety – Utility	1	2	3	4
5. Any Other Variety – Fancy	1	2	3	4
Turkey Breeds	Tom	Hen	Jake	Jenny
6. Bronze	1	2	3	4
7. White	1	2	3	4
8. Any Other Variety	1	2	3	4
Guinea	Cock	Hen	Cockerel	Pullet
9. All Guinea Varieties	1	2	3	4
Market Classes				
10. Roaster Pen	1	2 birds, same sex, 5-8 pounds each		
11. Broiler Pen	1	2 birds, same sex, 2 ½ to 4 ½ pounds each		
12. Young Duck	1	5 pounds or over		
13. Young Goose	1	7 pounds or over		
14. Young Turkey	1	over 15 weeks of age		

#### Department 800

##### Rabbits -Open Class-

Exhibition Building, Saturday – Beginning at 8:30 a.m.

Barn Opens at 7:30 a.m.

- A. Livestock exhibitors are required to comply with all of the statutory and regulatory provisions of the State of Wisconsin relating to animal health. See the current animal health regulations in the front of this book.
- B. Each exhibitor shall be allowed an unlimited amount of entries. However, each exhibitor will *only receive up to 16 premiums with only one premium awarded per lot number*. Open Class Exhibitors may enter more than one entry in a lot number.
- C. **This is a non-cooping show.** Rabbits will arrive before the show and leave after the show. Rabbits must be in a solid bottom secure carrier during the show.
- D. Entry Fee is \$2.00 per entry; Please pay at time of entry.
- E. Day of Show Changes allowed in exact same class only.
- F. Local open class exhibitors are encouraged to participate in barn duty. See sign up sheet at the Fair
- G. Show will be judged by the rules and regulations of the American Rabbit Breeders Association. This will be a sanctioned show.
- H. All rabbits should be permanently earmarked. (Tattooed)
- I. Open Class exhibitors are responsible for caring & showing their own animals.
- J. No unhealthy rabbits will be allowed to show. They will be released per the superintendent or fair veterinarian.
- K. Does with litters or who are subject to give birth may not be exhibited. Does which have just had litters weaned, may not be exhibited. Rabbits under 8 weeks of age may not be shown.
- L. No “for sale” signs will be allowed.
- M. Sweepstake points will count for Wisconsin State Breeders Assoc. members ONLY if members send 15 cents for each entry and 25 cents for each meat pen entry before the fair to Chairman: Bob Koch N3650 Oak Ridge Rd, Waupaca, WI 54981. (Include a copy of the entry form)
- N. **OFFICIAL AMERICAN RABBIT BREEDERS ASSOCIATION SANCTIONED SHOW**—Eric Stewart, Executive Director, 8 Westport Court, Box 5667, Bloomington, IL 61702. Dues: Adult—\$20, 3 yrs. \$50; Husband/Wife—\$30, 3 yrs. \$75; Single Adult Family—\$20+\$5 per youth, \$50 +\$10 per youth—3 yrs.; Youth \$12, 3 yrs. \$30. Sanction Fee: \$25 Open, \$20 Youth, Open w/Youth \$40.  
**2014 ARBA National Convention Fort Worth, Texas – Nov. 1<sup>st</sup> -5<sup>th</sup>**
- O. **OFFICIAL WISCONSIN STATE RABBIT BREEDERS ASSN., SANCTIONED SHOW**—Melody Stemkowski, Secretary, 5568County Rd. EE, Amherst, WI 54406. Dues: \$10.00 single adult, \$7.00 single youth; \$12.00 household/family +\$2.00 for each additional youth member. Sanction Fee: \$5.00 Open or Youth; \$10.00 Combination; \$15.00 for 2 or 3 day.  
**2014 WSRBA Convention—September 6-7**

P. Contact Holly Luerssen at [Abbsbunnies@yahoo.com](mailto:Abbsbunnies@yahoo.com) for more information regarding breed sanctions or general fair questions. We will do our best to provide each exhibitor with judging classes to properly award the proper legs and points.

**Breed Classes - \$2 an entry .**

Class #	Breed/Color	Sr Buck	Sr Doe	6/8 Buck	6/8 Doe	Jr Buck	Jr Doe
1.	American Fuzzy Lop - Solid	1	2			5	6
2.	American Fuzzy Lop – Broken	1	2			5	6
3.	Angora, English – Colored	1	2			5	6
4.	Angora, English – White	1	2			5	6
5.	Angora, French – Colored	1	2			5	6
6.	Angora, French – White	1	2			5	6
7.	Angora, Giant – White	1	2	3	4	5	6
8.	Beveren – Black	1	2	3	4	5	6
9.	Beveren – Blue	1	2	3	4	5	6
10.	Beveren-White	1	2	3	4	5	6
11.	Californian	1	2	3	4	5	6
13.	Chinchilla, American	1	2	3	4	5	6
14.	Chinchilla, Giant	1	2	3	4	5	6
15.	Chinchilla, Standard	1	2			5	6
16.	Cinnamon	1	2	3	4	5	6
17.	Dutch – Black	1	2			5	6
18.	Dutch – Blue	1	2			5	6
19.	Dutch-Gray	1	2			5	6
20.	Dutch-Steel	1	2			5	6
21.	Dutch-Tortoise	1	2			5	6
22.	Dwarf Hotot	1	2			5	6
23.	Flemish Giant-Black	1	2	3	4	5	6
24.	Flemish Giant-Blue	1	2	3	4	5	6
25.	Flemish Giant-Fawn	1	2	3	4	5	6
26.	Flemish Giant-Lt. Gray	1	2	3	4	5	6
27.	Flemish Giant-Sandy	1	2	3	4	5	6
28.	Flemish Giant-Steel Gray	1	2	3	4	5	6
29.	Flemish Giant-White	1	2	3	4	5	6
30.	Florida White	1	2			5	6
31.	Havana-Black	1	2			5	6
32.	Havana-Blue	1	2			5	6
33.	Havana-Broken	1	2			5	6
34.	Havana-Chocolate	1	2			5	6
35.	Himalayan - Black	1	2			5	6
36.	Himalayan – Blue	1	2			5	6
37.	Himalayan – Broken	1	2			5	6
38.	Himalayan – Chocolate	1	2			5	6
39.	Himalayan – lilac	1	2			5	6
40.	Lilac	1	2			5	6
41.	French Lop – Solid	1	2			5	6
42.	French Lop – Broken	1	2			5	6
43.	Holland Lop-Solid	1	2			5	6
44.	Holland Lop-Broken	1	2			5	6
45.	Mini Lop – Solid	1	2			5	6
46.	Mini Lop - Broken	1	2			5	6
47.	Rhinelander	1	2			5	6
48.	Argentine Brune	1	2			5	6
49.	Champagne D’Argent	1	2	3	4	5	6
50.	Crème D’Argent	1	2	3	4	5	6
51.	American Sable	1	2			5	6
52.	Polish - Black	1	2			5	6
53.	Polish – Blue	1	2			5	6
54.	Polish – Broken	1	2			5	6
55.	Polish – Chocolate	1	2			5	6

56.	Polish – BEW	1	2			5	6
57.	Polish – REW	1	2			5	6
58.	Rex – Black	1	2			5	6
59.	Rex – Black Otter	1	2			5	6
60.	Rex – Blue	1	2			5	6
61.	Rex – Broken	1	2			5	6
62.	Rex – Californian	1	2			5	6
63.	Rex – Castor	1	2			5	6
64.	Rex – Chinchilla	1	2			5	6
65.	Rex – Chocolate	1	2			5	6
66.	Rex – Lilac	1	2			5	6
67.	Rex – Lynx	1	2			5	6
68.	Rex – Opal	1	2			5	6
69.	Rex – Red	1	2			5	6
70.	Rex – Sable	1	2			5	6
71.	Rex-White	1	2			5	6
72.	Mini Rex – Black	1	2			5	6
73.	Mini Rex – Blue	1	2			5	6
74.	Mini Rex – BEW	1	2			5	6
75.	Mini Rex – Broken	1	2			5	6
76.	Mini Rex – Castor	1	2			5	6
77.	Mini Rex – Chinchilla	1	2			5	6
78.	Mini Rex – Chocolate	1	2			5	6
79.	Mini Rex – Himalayan	1	2			5	6
80.	Mini Rex – Lilac	1	2			5	6
81.	Mini Rex – Lynx	1	2			5	6
82.	Mini Rex – Opal	1	2			5	6
83.	Mini Rex – Otter	1	2			5	6
84.	Mini Rex – Red	1	2			5	6
85.	Mini Rex – Sable Point	1	2			5	6
86.	Mini Rex-Seal	1	2			5	6
87.	Mini Rex-Silver Marten	1	2			5	6
88.	Mini Rex-Tortoise	1	2			5	6
89.	Mini Rex-White	1	2			5	6
90.	Mini Satin – Black	1	2			5	6
91.	Mini Satin - Blue	1	2			5	6
92.	Mini Satin – Chinchilla	1	2			5	6
93.	Mini Satin – Chocolate	1	2			5	6
94.	Mini Satin – Opal	1	2			5	6
95.	Mini Satin – Otter	1	2			5	6
96.	Mini Satin - Red	1	2			5	6
97.	Mini Satin – Siamese	1	2			5	6
98.	Mini Satin – Silver Marten	1	2			5	6
99.	Mini Satin – White	1	2			5	6
100.	Mini Satin - Tortoise	1	2			5	6
101.	Satin – Black	1	2	3	4	5	6
102.	Satin – Blue	1	2	3	4	5	6
103.	Satin – California	1	2	3	4	5	6
104.	Satin – Chinchilla	1	2	3	4	5	6
105.	Satin – Chocolate	1	2	3	4	5	6
106.	Satin – Copper	1	2	3	4	5	6

107.	Satin – Otter	1	2	3	4	5	6
108.	Satin – Red	1	2	3	4	5	6
109.	Satin – Siamese	1	2	3	4	5	6
110.	Satin – White	1	2	3	4	5	6
111.	Silver Fox – Black	1	2	3	4	5	6
112.	Silver Marten – Black	1	2			5	6
113.	Silver Marten - Blue	1	2			5	6
114.	Silver Marten – Chocolate	1	2			5	6
115.	Silver Marten – Sable	1	2			5	6
116.	Tan- Black	1	2			5	6
117.	Tan- Blue	1	2			5	6
118.	Tan- Chocolate	1	2			5	6
119.	Tan- Lilac	1	2			5	6
120.	Thrianta	1	2			5	6
121.	American Blue	1	2			5	6
122.	American White	1	2			5	6
123.	Angora, Satin (Colored)	1	2			5	6
124.	Angora, Satin (White)	1	2			5	6
125.	Belgian Hare	1	2			5	6
126.	Britannia Petite (Black)	1	2			5	6
127.	Britannia Petite (Black Otter)	1	2			5	6
128.	Britannia Petite (Chestnut)	1	2			5	6
129.	Checkered Giant (Black)	1	2	3	4	5	6
130.	Checkered Giant (Blue)	1	2	3	4	5	6
131.	Britannia Petite (REW)	1	2			5	6
132.	Britannia Petite (Sable Marten)	1	2			5	6
134.	English Spot (Black)	1	2			5	6
135.	English Spot (Blue)	1	2			5	6
136.	English Spot (Chocolate)	1	2			5	6
137.	English Spot (Gold)	1	2			5	6
138.	English Spot (Gray)	1	2			5	6
139.	English Spot (Lilac)	1	2			5	6
140.	English Spot (Tortoise)	1	2			5	6
141.	Harlequin (Japanese)	1	2			5	6
142.	Harlequin (Magpie)	1	2			5	6
143.	Hotot	1	2			5	6
144.	Jersey Wooly (Agouti)	1	2			5	6
145.	Jersey Wooly (AOV)	1	2			5	6
146.	Jersey Wooly (Broken)	1	2			5	6
147.	Jersey Wooly (Self)	1	2			5	6
148.	Jersey Wooly (Shaded)	1	2			5	6
149.	Jersey Wooly (Tan)	1	2			5	6
150.	New Zealand (Black)	1	2	3	4	5	6
151.	New Zealand (Red)	1	2	3	4	5	6
152.	New Zealand (Broken)	1	2	3	4	5	6
153.	New Zealand (White)	1	2	3	4	5	6
154.	Palomino (Golden)	1	2	3	4	5	6
155.	Palomino (Lynx)	1	2	3	4	5	6
	<b>Netherland Dwarf (Self)</b>						
156.	BEW	1	2			5	6
157.	REW	1	2			5	6
158.	Black	1	2			5	6
159.	Blue	1	2			5	6
160.	Chocolate	1	2			5	6

161.	Lilac	1	2			5	6
	<b>Netherland Dwarf (Shaded)</b>						
162.	Sable Point	1	2			5	6
163.	Siamese Sable	1	2			5	6
164.	Siamese Smoke Pearl	1	2			5	6
165.	Tortoise Shell	1	2			5	6
166.	Chesnut	1	2			5	6
167.	Chinchilla	1	2			5	6
168.	Lynx	1	2			5	6
169.	Opal	1	2			5	6
170.	Squirrel	1	2			5	6
	<b>Netherland Dwarf (Tan)</b>						
171.	Otter	1	2			5	6
172.	Sable Marten	1	2			5	6
173.	Silver Marten	1	2			5	6
174.	Smoke Pearl Marten	1	2			5	6
175.	Tan	1	2			5	6
	<b>Netherland Dwarf (AOV)</b>						
176.	Fawn	1	2			5	6
177.	Orange	1	2			5	6
178.	Steel	1	2			5	6
179.	Himalayan	1	2			5	6
180.	Lionhead (REW)	1	2			5	6
181.	Lionhead (Tortoise)	1	2			5	6
182.	Any Other 4 Class	1	2			5	6
183.	Any Other 6 Class	1	2	3	5	5	6

Premiums:

2.00 1.75 1.50 1.25

**Breed Fur Classes - \$2 an entry.**

**Class Number: 300**

Lot No.	Fur Class	Lot No.	Fur Class
1.	American Fur Color Wool	32.	Harlequin Fur
2.	American Fur White Wool	33.	Havana Fur
3.	American Fuzzy Lop Wool – Colored	34.	Himalayan Fur
4.	American Fuzzy Lop Wool – White	35.	Holland Lop Fur
5.	American Sable Fur	36.	Hotot Fur
6.	Angora English Color Wool	37.	Jersey Woolly Color Wool
7.	Angora English White Wool	38.	Jersey Woolly White Wool
8.	Angora French Color Wool	39.	Lilac Fur
9.	Angora French White Wool	40.	Mini Lop Fur
10.	Angora Satin Color Wool	41.	Mini Rex Color Fur
11.	Angora Satin White Wool	42.	Mini Rex White Fur
12.	Angora Giant White Wool	43.	Mini Satin Color Fur
13.	Belgian Hare Fur	44.	Mini Satin White Fur
14.	Beveren Color Fur	45.	Netherland Dwarf Color Fur
15.	Beveren White Fur	46.	Netherland Dwarf White Fur
16.	Britannia Petite Fur	47.	New Zealand Color Fur
17.	Californian Fur	48.	New Zealand White Fur
18.	Champagne D'Argent Fur	49.	Palomino Fur
19.	Checkered Giant Fur	50.	Polish Color Fur
20.	Chinchilla, American Fur	51.	Polish White Fur
21.	Chinchilla, Giant Fur	52.	Rex Color Fur
22.	Chinchilla, Standard Fur	53.	Rex White Fur
23.	Cinnamon Fur	54.	Rhineland Fur
24.	Dutch Fur	55.	Satin Color Fur
25.	Dwarf Hotot Fur	56.	Satin White Fur
26.	English Lop Fur	57.	Silver Fur
27.	English Spot Fur	58.	Silver Fox Fur
28.	Flemish Giant Color Fur	59.	Silver Marten Fur

29.	Flemish Giant White Fur	60.	Tan Fur
30.	Florida White Fur	61.	Thrianta Fur
31.	French Lop Fur	62.	Lionhead Wool
		63.	Argentine Brune

**Awards:**

- Best of Breed & Best opposite of Breed – Ribbon
- Best In Show Reserve – Award donated by Langlade County 4-H Rabbit Committee
- Best In Show – Award donated by Country Meadow Rabbitry

**Market Classes - \$2 an entry.**

Market Class (Class)	Description	Lot
Z-E	Meat Pen	1
Z-E	Single Fryer	2
Z-E	Roaster	3
Z-E	Stewer	4

\$2.00    \$1.75    \$1.50    \$1.25

**ATCP 160.40 - Senior Citizen Classes - Regular Judging  
Judging Multipurpose Building, Noon-5:30pm Tuesday**

Please look at judging times for each department you're exhibiting in, most are from Noon- 5:30 p.m. with the exception of rabbits, poultry & antiques.

- Senior citizen division is limited to persons 62 years of age and over. Exhibitors in senior citizen division may not enter identical items or articles in both the senior citizen division and corresponding regular open division.
- Exhibitors in Senior Citizen Division may not enter *identical items or articles* in both the open division and corresponding senior citizen division.
- All entries shall be raised, made, or grown since last year's fair, unless otherwise specified!
- Items may not be place in exhibit area before their designated time.

**Department 318 - Cultural Art - Multi-Purpose Building Tuesday, Noon-5:30pm**

**Class A – Crafts**

1. Ceramic glazed item
2. Ceramic under-glazed item
3. Ceramic stained on bisque
4. Ceramic dry brush item
5. Ceramic over glazed item
6. Ceramic combination of techniques
7. Original designed stationary – 5 plus envelopes
8. Holiday accessory for the home other than for tree trimming

Pictures should be framed with wire on back to hang on hook

9. Pencil or ink sketch
10. Water color, tempera painting
11. Crayon or pastels picture
12. Acrylic painting
13. Freehand oil painting
14. Acrylic painting – any other item
15. Oil painting on something other than a framed picture
16. Creative Design original, made from wire or metal.

- 17. Any other item  
\$3.00 \$2.50 \$1.50 \$1.00

**Department 322 – Woodworking – Multi Purpose Building Tuesday, Noon-5:30pm**

**Class A - Woodworking**

- 1. Article for use in kitchen
- 2. Article of creative design from wood or other materials
- 3. Article of creative design from wood or other material which is carved
- 4. Useful article for farm workshop
- 5. A toy or homemade game
- 6. Birdhouse
- 7. Bird Feeder
- 8. Lawn ornament
- 9. Any small article of furniture; such as chair, stool
- 10. Any large article of furniture
- 11. Any other carved item (wall hangings, bowls, walking sticks, canes...)

**Ribbons sponsored by Antigo Whittle People**

\$3.00 2.50 2.00 1.50

**Department 327 - Knitting and Crocheting - Multi-Purpose Building Tuesday, Noon-5:30pm**

**Champion Ribbon awarded to best article in Knitting and Crocheting**

**Class A - Knitting and Crocheting**

- 1. Knitted two-needle mittens

\$1.75 1.50 1.25 1.00

- 2. Knitted afghan

- 3. Crocheted afghan

\$2.25 2.00 1.75 1.50

**Department 328 - Home Environment - Multi-Purpose Building Tuesday, Noon-5:30pm**

**Class A - Home Environment**

- 1. Pillow for home

\$1.75 1.50 1.25 1.00

- 2. Refinished small accessory for a room - this might be a clock, bookend, stool, sewing basket, or any other accessory

\$3.00 2.50 2.00 1.50

- 3. Quilt

\$4.50 3.50 2.50 1.50



# Little Britches Dairy Showmanship Event

**-Sponsored by FFA Alumni -**

Purpose: To help youth gain experience in showing a dairy calf at the county fair. The event may help youth decide to join 4-H and take the dairy project when the youth enters 3<sup>rd</sup> grade or older as of January 1.

Rules:

Open to 4-H and non 4-H members 5-7 years old as of January 1 who do not have dairy cattle entered in the fair.

Youth should show a dairy calf in a showmanship event at the Langlade County Youth Fair.

Youth should show a calf (Spring, Winter, or Fall calf) of a 4-H or FFA member who has entered the Dairy Calf Fair Class at the fair. If more calves are needed the committee will get them.

The youth would need to work with the 4-H or FFA member in cleaning and leading the calf before the show.

The number of classes would be decided by the number of youth by their age group.

Youth shall fill out entry form (available at Extension Office) and return the form back to the Extension Office by July 1 of current 4-H year.

Each youth would receive a trophy. The groups would not be ranked.

---

## Little Britches Dairy Showmanship Entry Form

**- Sponsored by FFA Alumni -**

Entry forms due in at the Extension Office, 837 Clermont St, Antigo, WI 54409

This show is open to 4-H and non 4-H members 5-7 years old as of January 1 of current year

Name \_\_\_\_\_ Age as of 1/1/current year \_\_\_\_\_

Address \_\_\_\_\_

Telephone Number \_\_\_\_\_

Name of 4-H or FFA member whose dairy calf you will show. (Dairy calf shall be entered at the County Fair).

Name \_\_\_\_\_ Club \_\_\_\_\_

Calf Identification # \_\_\_\_\_

All Participants in the show shall make no claim against the committee, FFA Alumni, or the showing member in the event of accident or injury and hereby release all such personnel from any liability.

Parent's Signature \_\_\_\_\_ Date \_\_\_\_\_

Youth's Signature \_\_\_\_\_ Date \_\_\_\_\_

# Dress a Calf Event

Saturday of the fair (dress a calf will begin 1/2 hour after Little Britches Show)

- Entrants must be a 4-H member currently in the Dairy Project (3<sup>rd</sup>-13<sup>th</sup> grade)
- Calf must be no older than a winter yearling.
- If the youth does not have the required age animal, they may borrow one from another exhibitor with the exhibitor's permission.
- This is an individual event (not a club event).
- Depending on how many entries will determine how many groups we will have. All entrants will then compete for an overall winner.
  - 1<sup>st</sup> place \$75, 2<sup>nd</sup> place \$50, 3<sup>rd</sup> place \$25. Prizes sponsored by Wild's Dairy Farm.
- All participants will receive a \$5 food stand coupon sponsored by Wild's Dairy Farm.
- Safety is the number one factor. No loud noises or objects that could inflict harm to the animal or the exhibitor. Any paint or glue should be non toxic and safe for all involved. All painting should be done at the wash rack, so the floors will be kept spot free.
- Judging will be 80% on the calf 20% other
- Judges will be determined on the day of the show.
- All entries due to the Extension office by July 1<sup>st</sup> of the current fair year.

---

## Dress a Calf Entry Form

Due to the Extension office by July 1<sup>st</sup> of the current fair year.

Please circle one:      Club Exhibit      Individual Exhibit

Entrants Name \_\_\_\_\_

Club \_\_\_\_\_ Age \_\_\_\_\_ Grade \_\_\_\_\_

Entrant Signature: \_\_\_\_\_ Date \_\_\_\_\_

Parent Signature: \_\_\_\_\_ Date \_\_\_\_\_