



UW-MADISON EXTENSION
Langlade County 4-H
1225 Langlade Rd.
Antigo, WI 54409



HEAD
HEART
HANDS
HEALTH

Forecast



March/April 2022

Editor: — Production: Stephanie

Hello Langlade & Lincoln County 4-H Families, Volunteers, and Partners,

It has been a privilege to serve as the 4-H Educator for Langlade and Lincoln 4-H for almost 4 years. The 4-H spirit is alive and well in both county programs. There are many things to celebrate most notably is the fact that both county member and adult volunteer enrollments have not only held their own but grown over the last year when many area counties have seen decreased enrollments.

During this period of transition, I encourage each of you to continue to create great educational programs. Club meetings and project workshops will continue. Think about doing a workshop or demonstration at the local libraries, hosting a group meeting on something that interests you or your children like Legos or create a community service event that benefits your local community. 4-H programs can and must continue to happen for our youth to learn while staying connected.

Several multi-county wide programs will continue moving forward with my assistance. Summer Camp Staff trainings have already begun and will continue through the spring. The Washington DC and Discover WI travel opportunities are continuing to be planned. I look forward to working with the programs and seeing many Langlade & Lincoln County youth and adults participate.

It's almost prime fundraising season with brat fries and bake sales being planned. Some clubs or projects participate in larger scope fundraisers. Please remember to contact the 4-H office to share the details and get approval before moving into the final planning steps. It's a very easy step to share the functions and the purpose of the fundraiser.

Moving forward Langlade & Lincoln County 4-H programs will continue to be supported by the Administrative Assistants, Stephanie (Langlade) and Becky (Lincoln). Jennifer Swensen, the Regional Program manager, and Art Lersch, AREA 3 Director will assist and continue to stay connected with the local 4-H programs in each county. Details are still being worked out as to the various responsibilities each will cover. If you have questions, please call the office.

Just a reminder, my email stays the same so initially that may be the easiest way to reach me during the transition, so stay in touch.

Blessings on the months ahead! Langlade & Lincoln County 4-H, your future looks bright!

Sincerely,
Holly Luerssen



Worm Experiments Answers

Answer: (1) Worms will typically move towards the wet paper towel. Their skin is extremely sensitive and the rough texture of the sandpaper makes them uncomfortable. They also require a damp surface so that their skin does not dry out. (2) When a worm moves, it leads with its head. Therefore, the head end is the direction in which the worm is moving.

Answer: (2) Worms will typically move around to try to escape the light. Remind participants that worms live in a dark environment so they are sensitive to bright lights. Also, the heat from the light dries out their skin. Worms require a moist, dark environment in order to survive.

Answer: (3) Worms will typically move towards the wet surface. It feels more comfortable on their skin and they require moisture so that their skin does not dry out.

Answer: (4) The worms will begin to move around very quickly when they are placed on the vinegar. How do worms breathe? They breathe through their skin and the vinegar interferes with their ability to breathe.

Ohio State University Extension, Click It Print It, Do It, The Wonderful World of Worms Experiments



Extension
UNIVERSITY OF WISCONSIN-MADISON
Langlade County 4-H

Purpose Statement

"We teach, learn, lead and serve, connecting people with the University of Wisconsin, and engaging with them in

An EEO Affirmative Action employer, University of Wisconsin-Extension provides equal opportunities in employment and programming, including Title IX and ADA requirements. Requests for reasonable accommodations for disabilities or limitations should be made prior to the date of the program or activity for which it is needed. Please do so as early as possible prior to the program or activity so that proper arrangements can be made. Requests are

4-H Family Movie Day



**PALACE TWIN
THEATRE**



To Register: <https://bit.ly/3LmBntI>
Registration closes April 5th, 2022

National Volunteer Week April 17-23 2022

National Volunteer Week is an opportunity to recognize the impact of our 4-H volunteer service and the power of volunteers to tackle 4-H's greatest challenges, to build stronger communities and help to transform the world.

We are shining a light on our 4-H Leaders that inspire to serve, recognizing and thanking them for lending their time, talent and voice to make a difference in Langlade County 4-H and the community.

Thank You for Volunteering

"Nothing liberates our greatness like the desire
to help, the desire to serve."
- Marianne Williamson

Abigail Luerssen
Adeline Hess
Amber Clark
Amy Johnson
Amy Peters
Andrew Lucht
Ann Boshan
Ashly Schmidt
Bethany Fuller
Brian Edwards
Candie Tomlin
Carlene Nagel
Carol Arndt
Carol Lese
Carrie Wiley
Chad Clark
Chad Luerssen
Charles Wild
Charlie Bauer
Connie Schuessler
Corey Curtis
Dann Lucht
David Koles
Debra Wirth
Denise Janke
Diane McKinney
Diane Preboski
Donald Schroeder
Elyse Snider
Emily Doucette
Erinn Bunnell
Eva Edwards
Gene Matuszewski
Geraldine Lenzner
Heather Breske
Heather Hackbarth
Heather Noskowiak
Heather Packard
Christopher Noskowiak
Deborah Hatfield Franske

Heather Wagner
Heidi Cornelius
Herman Tackett
Holly Luerssen
Jamie Wilson
Jamie Lenzner
Jason Nagel
Jason Wagner
Jennifer Beran
Jennifer Carson
JENNIFER KRESSIN
Jon Lewis
Justin Frisch
Karen Prunty

Kathy Hohensee
Kirk Franske
Lauren Hackbarth
Laurie Tackett
Lee Beran
Lewis Bowman
Lily Nagel
Linda Curtis
Lisa Fillion
Lisa Lucht
Marcie Gottschalk

Matthew Bowman
Melanie Lucht
Melodye Koles
Nadine Fiedler
Nicholas Luerssen
Patricia Doleshal
Patrick McKenna
Patrick Meyer
Patti Meyer
Paul Bostwick
Payton Bunnell
Rachel Schroeder
Rebecca Gleich
Richard Loderbauer
Roseann Hoffman
Sally Hull
Samantha Mueller
Sara Adamski
Sara schroepfer
Sarah Bostwick
Scott Hoffman
Shaughn Novy
Shelli Hagerty
Sonia Callewaert
Stephanie Loderbauer
Stephanie Wolf
Tamara Frisch
Tammy Wilhelm
Tanya Eckert
Therese Fermanich
Thomas Anderson
Tina Heuss
Tina Wild
Tonya McKenna Trabant
Tonya Strandberg-Bauer

Volunteers are the
♥ Of
Langlade County



Increasing or Retaining Membership

Ideas for Increasing Membership:

- *Bring-a-friend gathering at meeting: at an upcoming meeting, ask each member to invite a friend to join in and see what 4-H is all about!
 - *Invite the news to your club's fun event – or take a LOT of pictures and submit them to your local news after the event.
 - *Talk it up in school! Do a 4-H themed research project – share with classmates.
- Ask a friend with a fun hobby to teach a skill at your club meeting. Write an article for your school newsletter about your favorite things your club has to offer.

Ideas for Retaining Membership:

- *Have a moving survey for your club. Make placemats to represent the 4 essential elements of youth development: Belonging, Generosity, Independence and Mastery. Ask members to stand at the element that their club does really well. Ask them to stand where the club could improve.
- *Bonus points – ask youth who would like to be on a subcommittee to make these improvements!
- *Create a routine at club meetings to make “connection before content.” Find some silly icebreakers or a challenging team building activity.
- *This could be another club leader position or subcommittee depending on the size of your club.

Here are some resources that might be helpful if you're working towards this goal:

<https://fyi.extension.wisc.edu/wi4hpublications/files/2015/10/Mentoring.pdf>

<https://fyi.extension.wisc.edu/wi4hpublications/files/2015/10/RecruitingforYourClubcc051.pdf>

Brain ReFrame

Starting on
March 14th
via Zoom at
7:15pm!

SIGN UP IN
4-H ONLINE!



Starting March 14, 2022, 5th-8th graders across the state will learn how their brains work and how to get it functioning at its best. You want to get in on that.

This series will meet weekly for 10 sessions on Mondays from 7:15-8:00pm to help reframe our brains and learn social-emotional skills.

Based on the MindUP curriculum, educators across the state are ready to help youth explore the biological framework of their brains, how external forces can shape their minds, but most importantly how kids can shape their own minds themselves.

This is a great series for those interested in shaping their own destinies, those struggling with understanding themselves, or those worried about the next thing.

To sign up - 4H members can log into 4HOnline and sign up in your events list. For other community members, follow the instructions here: <https://4h.extension.wisc.edu/4h-resources/how-to-register-for-an-event/>

Washington DC 4-H Travel Experience

The Langlade & Lincoln County 4-H programs will be hosting an all expense paid trip to Washington DC for youth in 7-11th grade.

Travel Dates:
June 27-July 2

For more information including registration:
<https://bit.ly/4Hwashdcinfo22>

This trip is funded through a partnership with Herb Kohl and Learning Journeys.



Build skills to support youth mental health. Sign up today!
For more information or to register go to <https://bit.ly/3LIVg3y>

When	Where	Details	Registration Link
Thursday, March 24, 6:00-8:00PM	Virtual	Zoom link and more information will be emailed after registration.	Register by March 10!
Tuesday, March 29, 6:00-8:00AM	Virtual	Zoom link and more information will be emailed after registration.	Register by March 15!
Monday, April 4, 7:00-9:00PM	Virtual	Zoom link and more information will be emailed after registration.	Register by March 21!
Wednesday, April 20, 7:00-9:00AM	Virtual	Zoom link and more information will be emailed after registration.	Register by April 6!
Friday, April 29, 11:00AM-1:00PM	Virtual	Zoom link and more information will be emailed after registration.	Register by April 15!
Monday, May 2, 8:00-10:00PM	Virtual	Zoom link and more information will be emailed after registration.	Register by April 18!
Monday, May 16, 11:00AM-1:00PM	Virtual	Zoom link and more information will be emailed after registration.	Register by May 2!
Monday, May 26, 4:00-6:00PM	Virtual	Zoom link and more information will be emailed after registration.	Register by May 12!
Friday, June 10, 7:00-9:00AM	Virtual	Zoom link and more information will be emailed after registration.	Register by May 27!

Supporting Youth Mental Health for Volunteers

- **2021-2022 4-H year:** Transition year; Overnight youth experiences require at least two adults trained in supporting youth mental health.

Adults who volunteer with young people, care about young people. One way to show we care is to give help and support when someone is feeling down. That's what the Supporting Youth Mental Health for Volunteers Training—Supporting YMH, for short—is all about: knowing how to support youth when they're down, whether it's simply a bad day or it's more than that.

Supporting YMH has two parts:

- 1-hour online training
- 2-hour live training—offered virtually or in-person

What You'll Learn

Through interactive online learning, practice situations, and discussion, participants will learn about:

- Volunteers' important role in supporting youth mental health
- The signs and symptoms of a mental health challenge, including suicidal ideas or attempts
- Simple skills and strategies to build trusting relationships and approach a youth who is struggling
- Roles, responsibilities, and resources for volunteers who support youth

A team of youth, volunteers, and staff developed this training. Now, it's available to you!

For more information and to register for training, go to: <https://go.wisc.edu/6yffbq>. Use the same link to find out more about waivers for those recently trained in Youth Mental Health First Aid.

Notice of Difficult Content: This can be a difficult topic for many people. If you are concerned some or all of the content may be traumatizing for you, we want to work with you. Contact your local educator or Monica Lobenstein at monica.lobenstein@wisc.edu or 715-896-0377 to discuss options, or speak to a facilitator if you have concerns about the live training.

A New 4-H Travel Experience

For Lاملade & Lincoln County Youth in 5-8th Grades!

Invite a non 4-H Friend to join you!

DISCOVER WISCONSIN

Destination: South Western WI

July 15-17, 2022



Register by March 21st

Youth in 5-8th Grades
INCLUDES:

- 3 Days Packed Full of Activity
- +All Meals
- +Lodging
- +Tours & Workshops
- +Transportation
- +And More

What Are We Doing?

We will head to Southwestern WI where we experience early Wisconsin's rich culture, history, and have fun while learning. We will spend 2 nights in Platteville, WI and tour out from there.

For More Information including registration:
<https://bit.ly/4hDiscoverWIInfo22>



Questions? Contact Holly Loerssen, 4-H Educator at holly.loerssen@wisc.edu

4-H SUMMER CAMP 2022



REGISTRATION OPENS
APRIL 1ST

*MORE INFORMATION TO
FOLLOW*

SAVE THE DATE!

JUNE 13-15, 2022

Welcome to the North Central WI Counties 4-H Summer Camp program with Langlade, Lincoln, Forest, Marathon, Oneida, Price, Taylor and Wood County 4-H programs. This year, we will be offering one 4-H camp experience for youth in grades 3rd-7th grade at Northern Lakes Impact Center in Rhinelander, WI. Bussing is provided. Invite a Friend!

Contact your 4-H Educator with any questions.



Wisconsin State Fair Junior Exhibitor Requirements

Interested in entering Beef, Dairy Cattle, Dairy or Meat Goats, Poultry, Rabbits, Sheep or Swine at the WI State Fair?

Check out their website for the all the latest updates as they become available.

<https://wistatefair.com/competitions/junior-livestock/>

Adult or Older Youth Volunteers

Langlade County 4-H has Opportunities now we need Volunteers!

I am looking for 2 volunteers to set and run booths for the following Opportunities

March 15 3:30– 6:00 pm—Antigo Middle School Family Night Booth

April 9 12:45-2:30pm—4-H Family Movie Event

April 30 9:30-3:30pm—Aniwa Rockets Spring Fling Booth

May 31 TBD — Healthy Ways Walk Booth

The office will have projects, booth materials, handouts all ready to go.

If we don't get Volunteers we will loose these Opportunities.

If you can help please call Stephanie at 715-627-6238 or email L...

VOLUNTEERS
NEEDED!

4-H Happenings



Evergreen Club
Valentines for Vets



DJ, a member of Mayflower 4-H club, recently made this wonderful looking cheesecake while participating in a WI 4-H Virtual program.



Christmas Craft
Workshop



Deerbrook Eager Beaver 4-H Club and families donated to REGI Raptor!



Winter Teen
Leadership
Camp



Valentines for Seniors

Project Opportunities

BRAT FRY AND PETTING ZOO
APRIL 9TH 11AM-2PM



Hosted by the Langlade County
4-H Goat Project

Join Us At The
Antigo Country Store on Hwy 45

2022 Household Pet Cat Show

April 10, 2022

Noon to 4pm

Winnegamie Dog Club

2043 Manitowoc Rd, Menasha, WI 54952

For more information go to <https://www.foxrivalleycatclub.com/2022-hhp-show>





4-H Archery Mandatory Meeting

It's time to get started!

4-H youth enrolled in the Archery Project/Spin Club

Are expected to attend the 2022 Mandatory Meeting with a parent or guardian.

We will review safety rules, new expectations, wildlife ecology classes, fundraisers, and

Mandatory Meeting Details:

When: March 13, 2022

Where: J's Archery on Hwy 45, just north of Fleet Farm

Time: 6:30p.m.

(Please bring your own chairs)

Shooting Dates:

1st & 2nd Year Shooters Only:
March 20

All Shooters:
March 27
April 3,10,17,24
May 1,8,15

May 21—4H Archery Shoot Out
June 18—Fundraiser Food Booth

More information will be available
at the mandatory meeting.

For Question Contact:

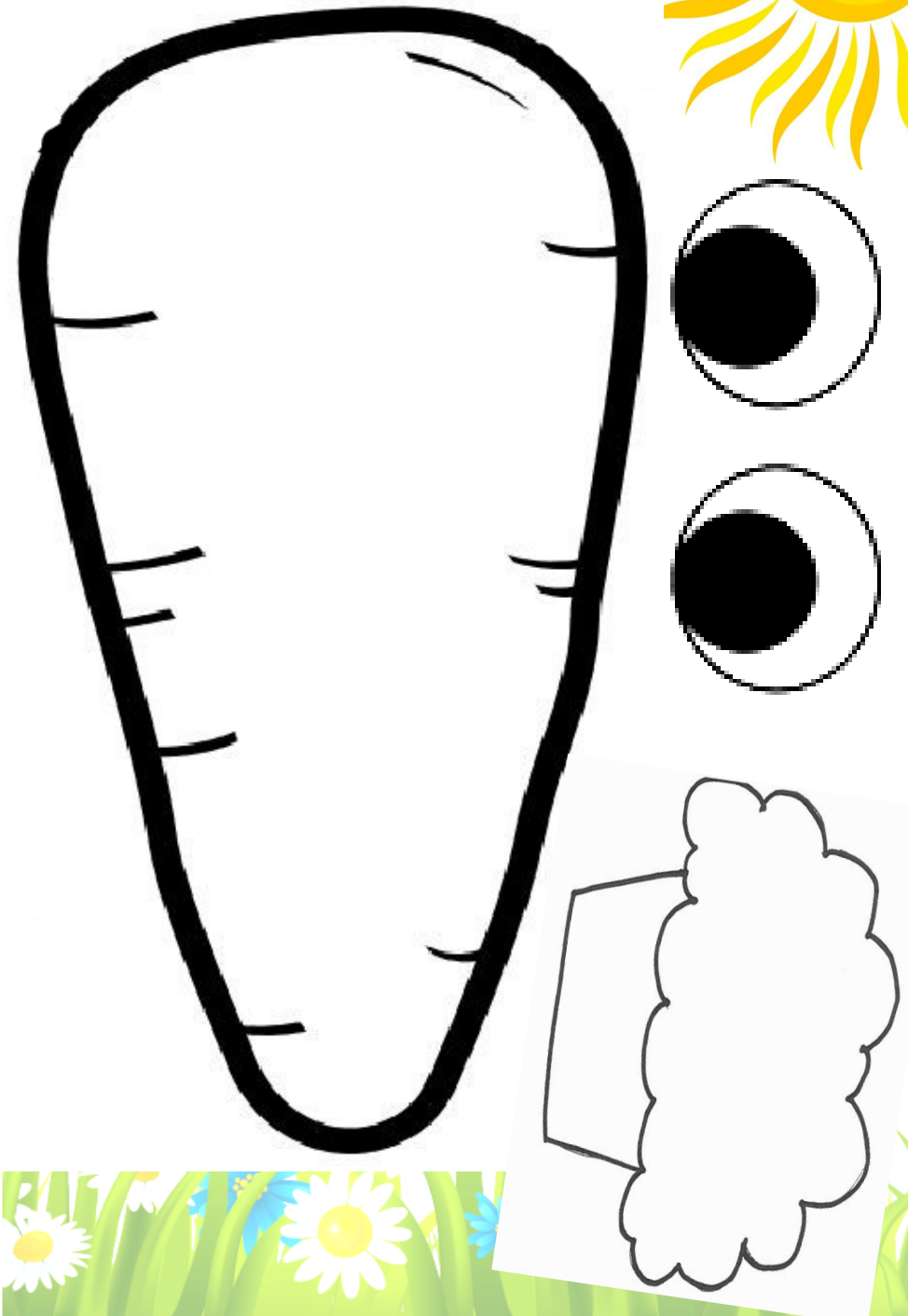
Stephanie Loderbauer: 715-627-6238 or 715-623-4869

Sara Adamski: 715-610-5130

Poultry Members

Important for Poultry members!


When ordering new chicks or buying any new birds please remember to get a NPIP Certificate or Flock Status Certificate from the seller. This paperwork is required in order to show at the fair. Also, members raising turkeys should get the NPIP paperwork from the hatchery.



Creepy Carrots

By Aaron Reynolds, Illustrated by Peter Brown

Jasper Rabbit loves the carrots he passes everyday, but are they following him?? Find out in this creepy and hysterical



Creepy Carrot Craft

Materials: templates for eyes, carrots, and stems, orange paper, green paper, black paper, white paper, scissors, and glue

What to do: Print carrots on orange paper, stems on green paper, and eyes on white paper. Each child cuts out one of each for their carrot. Give each child a small square of black paper to cut out eyebrows and mouth. Cut out teeth using small white paper squares. Once all pieces are cut, glue facial features to the carrot, and add



Crafty Container

Materials: craft sticks, twine, Elmer's glue, small glass jar, flower transplant, soil

What to do: Decorate jar, using craft sticks to look like a fence (or anything creative). Glue craft sticks to glass jar and tie twine in a bow around the outside. Once dry, add



Bunny Hop

Supplies: bunny hop song, CD or audio player

How to play: Have children form a single file line. Place hands on the hips in front of you. Kick out with your right foot twice, then left foot twice, back to right foot then hop, hop, hop forward three times. Continue this around the room or area until music is done. Great movement activity for the kids!



Snack Name

Ingredients: Goldfish crackers, clear plastic pastry bags, green ribbon

What to do: Fill pastry bags with goldfish crackers, and tie at the top to look like a carrot. Children can eat or give them



Carrot Curls

Ingredients: long fresh carrots, vegetable peeler, toothpick and ice cold water in a bowl, if desired

What to do: Clean carrots and peel outer layer. Cut off both ends. Using the peeler, cut thin strips of the carrot. Roll the strip around your finger. Gently remove the carrot from your finger and insert a toothpick through the layers so it stays rolled. Place the curls in a bowl of ice water and place in fridge for an hour. These curls will tend to stay rolled nicely. Curls can also be made and eaten right away. What shapes can you make?

Langlade Co. 4-H Rabbit Project Meeting Dates

May 10 & 24

June 7 & 21

July 5

Mandatory Meeting

July 26

6:00 p.m.

Langlade Co. Fairgrounds Rabbit Barn



Small Animal Auction Rabbits

REMINDER

We are looking for more Small Animal Auction Rabbits

Now the time to get them started!

Selling Tips

Fryers to be not over 69 days old and between 3.5 and 5 lbs.

Roasters to be between 69 and 180 days old and not over 8lbs.

A meat pen is comprised of 3 rabbits of the fryers size and age and must be the same breed and well matched in size, color and type.

If you need more information please contact

Kathy Hohensee @ 715-610-3042 or grammanhohensee68@gmail.com



Club Opportunity

Cloverbud Conner

ANTIGO FARMERS MARKET
FOOD FROM OUR NEIGHBORHOOD

Welcome

Clubs/ Projects

Is your Club or Project looking to promote 4-H, your club, project or do a fundraiser?

Antigo Farmers Market Board
Would like to provide 4-H with a To do just this!

Saturday's June 4 thru September 24

To reserve your space, please call Vicky Adamski (715-219-1690) or Sally Hull (715-921-2691)

Clubs and Project will need to supply your own tables, chairs and anything needed for your booth.

Worm Experiments

You will need:

- Red Wiggler Worms
- Paper Towels
- Flashlights
- Vinegar (a small amount)
- Sandpaper
- Spray bottle filled with water

Before conducting the worm experiments go over some basic worm facts. This will help you to understand some basic worm behaviors. Use your Worm Observation Chart and to make your predictions as to what the worms will do during each experiment. After each experiment is conducted, record what the worms actually did during the experiment. Were your predictions correct? For best results, handle two worms on a damp paper towel. You do not have to touch the worms if you do not want to. Worms should be handled gently and you should not "pound" on the table or talk in a loud voice as the worms are extremely sensitive to vibrations.

Experiment #1 – Which texture appeals to worms? You will need your piece of sandpaper. Position your worms so that they are half on the sandpaper and half on the paper towel. Watch what happens. (1) Did the worms stay on the sandpaper or did they move to the wet paper towel? (2) Ask yourself if you know how you can easily tell a worm's head from its tail.

Experiment #2 – How do worms react to light? Place your worms back on to the wet paper towel. Discard the sandpaper and get your flashlight. Turn on the flashlight and hold it so that it is approximately one inch above the worms. How do the worms react? Do they stay still or move around?

Experiment #3 – Which surface will worms prefer? Turn off the flashlights and move to a safe location and get your a dry paper towel. Place their worms so that they are half on the wet surface and half on the dry surface. Watch what happens. Do the worms move towards the wet surface or the dry surface?

Experiment #4 – What happens when a worm is exposed to vinegar? Place your worms on the wet paper towel. Put a small amount of vinegar on the dry paper towel. Then place your worms on the vinegar and watch what happens. Once you make your observation on how the worms react, you should very quickly and gently return the worms to the wet paper towel. What happens when the worms are place on the paper towel with vinegar? Do they stay still or do they move around?

Conclusion :Explain that if you use a lot of chemicals or pesticides on your gardens, you will most likely not have many worms. Chemicals irritate the worms and they do not thrive in an environment which contains lots of chemicals. An abundance of worms in the soil typically means the soil is healthy and fairly free of chemical irritants.

Return all the worms to your worm bin. Dispose of any paper towels and other trash. Make sure to clean your hands after handling the worms.

Worm Observation Chart	Prediction		Observation	
Sandpaper	Stay	Move	Stay	Move
Light	Stay	Move	Stay	Move
Wet/Dry Surface	Stay	Move	Stay	Move
Vinegar	Stay	Move	Stay	Move

The Wonderful World of Worms

Objectives

- Increase awareness of the natural environment
- Become aware of the role earthworms play in plant and soil health
- Learn about the behavior characteristics of worms
- Learn the basics of composting with red wiggler worms



Background There are over 2,000 species of earthworms worldwide. They can live in the water or in the soil. Earthworms play a vital role in the environment by helping to improve soil conditions. Soil-dwelling nightcrawlers burrow extensively in the ground and perform many useful functions. They aerate the soil by making tunnels. This loosening of the soil allows room for plant roots to grow. Worm tunnels permit water to flow more freely throughout the soil, enhancing plant growth. Nightcrawlers move organic materials (leaves, plant matter) deeper into the soil which helps to fertilize the soil. While nightcrawlers thrive in the outdoor environment, they are not suitable for worm bins or composting. For purposes of this lesson, we use red wigglers. Red wigglers are readily available through the mail or you may find them at your local bait shop. In addition, check in your area to see if there is a “worm farmer” who raises red wigglers. Composting with Worms The best type of worms to use in a composting bin is the red wiggler (*Eisenia foetida*). Red wigglers like to live in small, compact areas and do not burrow deeply into the ground. They do not mind being handled and will tolerate a variety of living conditions. Red wigglers eat about half of their body weight each day and will consume a variety of organic materials. Your worm bin can be a simple plastic bin or something more elaborate. You can create a bin by drilling holes in a plastic bin and covering it with dark paper or fabric or putting it in a box. Drill very tiny holes along the sides to allow for air circulation. Or, you can purchase a specially made commercial worm bin.

The bedding in your worm bin should be organic material, such as shredded newspaper (not the “slick” ad paper with different color inks), soil, shredded cardboard, aged manure, etc. Be sure that the newspaper or cardboard are in narrow strips as it will break down faster in the bin. It is important that the bedding material be moist, but not soaking wet. Worms need moisture or their skin dries out, but too much moisture will cause them to drown. Red wigglers will survive in a temperature between 40° and 85°, but prefer 70–75 degrees They should be in a dark location, free from drafts. Worms will eat a variety of organic materials. They prefer plant matter (vegetable peels, lettuce), coffee grounds, crushed eggshells, etc. They do not like dairy products, meat, bones, or oily substances. As the worms break down the plant matter, they leave behind worm castings (worm poop). Castings are an excellent source of fertilizer for your plants and gardens. Your worm bedding must be changed every one or two months as plant matter is broken down, because the worms cannot exist in a bin that consists of only worm castings. Empty your bin onto a plastic tarp to separate the worms from their castings. Castings appear as a fine black grainy substance. Once you have separated the worms from their castings, return your worms to your bin with new bedding. Use the castings as fertilizer for your garden or houseplants. Worms lay eggs, called cocoons, and will readily reproduce if their bin environment is favorable. Each cocoon contains five or six baby worms. Baby worms are small and white when hatched. If your worms are actively reproducing, then you know that the living conditions in your worm bin are ideal.



4-H Horse Project New Tip Sheets



The release event will
be on
Tuesday, March 8
at
7PM on Zoom.



The Horse Project Leader Sheet is for adult volunteers and youth leaders. The Youth Horse Project Sheet is for youth participants in the Horse Project. A team of Horse Project youth leaders, adult volunteers, and Extension educators created the tip sheets.

The sheets:

- Guide project growth through beginner, intermediate, and advanced levels
- Highlight selected 4-H project curriculum
- Focus on safety, learning, and youth leadership
- Include tips for keeping records and showing what they learned
- Provide career ideas

To register for the release event <https://bit.ly/3BNuCMx>
The session will be recorded for later viewing.

4-H Members, Clubs or Project,

Did you know that the 4-H Office has many curriculum books for you to explore?

Are you interested in learning more about a project that you would like to take to fair or expand on your hobby?

Langlade County 4-H Extension office has the curriculum perfect for clubs, enrichment, and home learning. From project books to science experiments to skill-building activities, these learning resources are research based, hands-on, and fun—whether your in 4k-12 grades or beyond. We have the information to share.

For more information contact Stephanie at the 4-H office by calling 715-627-6238 or email Loderbauer@wisc.edu



SPRING

FLING

FREE ADMISSION!

FUN FOR ALL AGES!



Fun



Vendors



Creative

Saturday
April 30th

10:00am - 3:00pm

ANIWA COMMUNITY CENTER

W1899b 1st Street - Aniwa WI

Concessions - Vendors

Family Activities & much more!

Sponsored by Aniwa Rockets 4-H Club

Attention Seniors

Four Scholarships Applications are available to
4-H Seniors:

Lakeside 4-H Scholarship 2021

4-H Archery Scholarship 2021

And new this year 2021 Novak Family Scholarship

Head over to the UW Extension Langlade County
4-H Web page

and check out these great opportunities!

<https://langlade.extension.wisc.edu/4-h-youth-development/scholarships/>





Check your 4-H Online Account!

We are seeing a few areas where youth or adults have not completed their 4-H online enrollments correctly.

- **Youth:** Double Check Project Enrollment. You can change your project enrollments if needed, but do that ASAP.
- **Adults:** Are you associated with a club? Check Club Volunteer Role and select a club. Are you associated with a project? Check Project Volunteer Role and select a project.
- **Adult Approvals:** Are you needing a background check, VIP Training or Mandated Reporter Training? Approvals will not be given until all three areas are completed per State 4-H guidelines. All pieces must be completed by April 15, 2021 or Adult Volunteer status will not be completed. See emails sent in February,
- **Events & Activities:** More and more event and activity enrollments will be done through 4-H online. Check out the current opportunities for youth and adults now.
- **Broadcast Emails:** Broadcast emails are a tool our office uses to share out important information for projects, activities, trainings, and more. Be sure to read emails sent through 4-H online.
- **Enrollments:** Do you know someone that forgot to enroll in 4-H this year? Or, do you know someone you could invite in join 4-H? Share the enrollment website information with them. Then let us know at the office and we will mail out some 4-H information to encourage them to enroll.
- **Questions?** Contact Stephanie I are happy to help.

WISCONSIN YOUTH LIVESTOCK PROGRAM (WYLP) PRESENTS

EDUCATIONAL PROGRAMMING 2022

- January 13** - Grand Challenge: Animal Health & Welfare
February 10 - Grand Challenge: Precision Agriculture
March 3 (*date change*) - Grand Challenge: Food/Meat Safety
April 14 - Grand Challenge: Land and Water
May 12 - Grand Challenge: Biomedical Advancements

**Why are we concerned? What is the scientific problem?
 What do we know?
 What more do we need to learn?
 How does this apply to my youth animal project?
 What are the career opportunities?**

All events are *virtual* and begin at 7 p.m.
 Can meet county educational requirements.

For more information & how to register: <https://go.wisc.edu/tnq61h>



Youth for the Quality Care of Animals (YQCA) is a national multi-species quality assurance program for youth ages 8 to 21 with a focus on three core pillars: food safety, animal well-being, and character development.

YQCA certification is being accepted by many livestock shows and fairs that require youth quality assurance certification. Always check the entry requirements of each show for complete details. YQCA includes information for youth showing the following food animals:

- Pigs
- Beef Cattle
- Dairy Cattle
- Sheep
- Goats
- Market Rabbits
- Poultry

YQCA is available as an online program for youth everywhere in the United States.

YQCA Training Online at <http://yqca.org>



2021-2022 Essay Contest for 4th and 5th Grade Students
Presented by Wisconsin Farm Bureau's Ag in the Classroom

What's Popping in Wisconsin? The value of corn to our economy!

This year's essay contest topic is *What's Popping in Wisconsin? The value of corn to our economy!* Our 2022 Book of the Year is *Popcorn Country* by Cris Peterson. The book and essay topic allow students to explore the importance of the corn industry to Wisconsin's economy- whether it is field corn, sweet corn, popcorn, or the other types grown. Students might also focus on the role of corn has in many of the snacks that we enjoy. All rules, promotional materials, county Farm Bureau essay contest coordinator's info, lessons and activities, and other resources related to the essay contest and book program can be found at <https://www.wisagclassroom.org/events-activities/essay-contest/>. Books must be ordered online through the website store.

Contest Rules:

- The essay contest is open to 4th and 5th grade students in public schools, private schools, and home school programs. Students involved in 4-H, PALS and after school programs are also encouraged to participate. Entries can be sent in individually or through their school.
- Essays must be handwritten in ink or be computer generated. They must be single-sided and fit on one sheet of paper.
- The essay must be between 100 to 300 words in length.
- Essays will be judged on content, grammar, spelling, originality, creativity. Students must include at least three references (i.e., statistics, examples, facts, history) to Wisconsin in the essay. Please use the suggested grading rubric as a guide to the students, teachers and those judging the essays.
- Essays must include the student's name, grade level, parent's name, teacher's name, school name and address, school phone number, teacher's email address and county on the back of the essay. Please do not identify the student on the front side.
- **Entry deadline - Postmarked by April 1, 2022**, and sent to the county essay coordinator:

County Farm Bureau Essay Contest Coordinator:

Christy Sveda-Schreiber
W12262 Badger Road
Deerbrook, WI 54424
715-623-7097

Contest Prizes:

christysvedaschreiber@yahoo.com

- Nine district winners will be chosen. District and state winners will be announced in May 2022.
- Each district winner will receive a classroom presentation in May 2022 for their class, homeroom or home school group.
- A state winner will be chosen and will receive a special award.

The Agriculture in the Classroom essay contest is sponsored by We Energies, Wisconsin Soybean Marketing Board, Wisconsin Corn, and the Wisconsin Farm Bureau Foundation – Ag in the Classroom.



5.5

Youth Sparks

The Youth Sparks outcome measures how 4-H programs give youth opportunities to explore topics they are interested in learning about, passionate about, engaged with.

6.1

Youth Belonging

This outcome measures how safe, welcome and supported youth feel in 4-H programs

5.8

Caring Adults

This outcome measures how youth feel the adults in their 4-H programs care about them and investing time in

5.7

Challenging Growth

Challenging Growth outcome measures the extent to which adults in the program help youth to see new possibilities, push them to reach higher and hold them accountable.

5.9

Youth-Adult Partnerships

This outcome measures how youth feel about adult volunteers working with them and if they feel respected, listened to and have their ideas ta

5.8

Program Quality Overall Score

Implications:

High quality 4-H program settings provide youth a place to belong, matter and explore their personal spark. High quality settings foster developmental relationships with youth, relationships that express care, challenge growth, and share power. These components help ensure that 4-H programs provide a nourishing **developmental context** – a place where youth can belong and grow.

4-H Thriving Model – Program Quality Scores

Langlade County - 2021

The 4-H Thriving Model predicts that youth who participate in 4-H programs that provide a high-quality developmental context will thrive, and thriving youth achieve key developmental outcomes.

To determine scores for Program Quality, youth members age 13 and up were invited to take an online survey asking them questions about their 4-H experience. The survey was developed by Mary Arnold, Oregon State University and Ryan Gagnon, Clemson University. Wisconsin served as a pilot state for administering the survey in 2020 & 2021.

After analyzing data, the scores are provided which assess each component of the model on a scale of 1-7, 7 meaning outstanding program quality.

Return this form with essay or provide the same information on the back of each entry:

Student's name _____

Grade level _____

Parent's name (mom and dad) _____

Teacher's name _____

School name _____

School address _____

City _____ Zip _____

Teacher's email _____

School phone number _____

County _____ Word count _____

You can use the 2022 Book of the Year "**Popcorn Country**" for ideas and perspectives you could cover. **But that is not a requirement!** They should reference Wisconsin in at least three places.

Because of the broad nature of this topic, students might consider, **but are not limited to**, some of these sub-topics as they write their essay:

- How is popcorn grown and harvested? How does it pop?
- The importance of the corn industry to Wisconsin's economy. This might be popcorn, field corn or other types.
- The various steps of planting, growing, harvesting, processing, marketing and other aspects of any type of corn.
- What snacks have ingredients tied to Wisconsin agriculture? Exploring the various products made from crops- especially corn.

Use your imagination and creativity to think of other items to write about!

On the Web

National Ag in the Classroom matrix- Get Popping! <https://www.agclassroom.org/matrix/lesson/642/>; Corn an A-mazing Plant: Food, Fuel, and Plastic- <https://www.agclassroom.org/matrix/lesson/141/>; Inherited Traits in the Living Corn Necklace- <https://www.agclassroom.org/matrix/lesson/219/> There are more related lessons!

National Ag in the Classroom's store- <https://www.agclassroom.org/matrix/resource/878/>

American Farm Bureau Foundation for Agriculture- <https://www.agfoundation.org/>

- At Home Learning Week 12- <https://www.agfoundation.org/news/at-home-learning-oct-12>
- Snacks Ag Mag- <https://www.agfoundation.org/ag-lit-catalog/view/snacks-ag-mag>
- Corn Ag Mag- <https://www.agfoundation.org/ag-lit-catalog/view/corn-ag-mag>
- My American Farm- <http://www.myamericanfarm.org/games/themes/corn>

The Popcorn Board- Links to learn about popcorn- <https://www.popcorn.org/>

- Videos- <https://www.popcorn.org/All-About-Popcorn/Videos>
- Science Fairs, Teaching Tools and more- <https://www.popcorn.org/Learning/Ask-Poppy>
- Kids Corner- Facts, recipes, activity sheets- <https://www.popcorn.org/Kids-Corner/Power-Pops>
- History, production, types of corn, and more- <https://www.popcorn.org/All-About-Popcorn/Our-Story>

Wisconsin Corn- <https://wicorn.org/>

How to help students determine what to write:

- Discuss how corn impacts our economy using the sub-points in the box above. Students are NOT limited to the sub-points- these are just ideas to get them starting thinking!
- **This year we have added an additional requirement asking the students to reference Wisconsin at least three times and there is a suggested grading rubric to follow!**

Questions? Contact Wisconsin Ag in the Classroom at 608-828-5644, email darneson@wfbf.com or look for us on the web at wisagclassroom.org.

Essay Contest Suggested Grading Rubric for the 2021-22 Contest

Essay Requirements:	3- YES		NO
Essay is handwritten in INK or computer generated.	YES		NO Essay is written in pencil or not typed.
Essay is single sided and fit on one sheet of paper.	YES		NO Essay is on more than one paper.
Essay MUST be between 100-300 words in length.	YES _____ words		NO Essay is incomplete.
Essay Criteria:	3- Proficient (50)	2- Almost There (25)	1- Incomplete (0)
Content of Essay	Essay includes 3+ references to Wisconsin. Includes statistics, examples, facts, and/or history to enhance the essay.	Essay only includes 2 references to Wisconsin. Limited use of statistics, examples, facts, and/or history addressed in the essay.	No references made to Wisconsin. Lacked use of resources to write the essay.
Comments:			
Essay Mechanics/Originality & Creativity:	3- Proficient (25)	2- Almost There (25)	1- Incomplete (0)
Grammar and Spelling	There were no spelling or grammar errors. Essay was easy to read and follow.	There were some spelling and grammar errors. Essay was hard to read and follow.	There were too many spelling and grammar errors. Essay was not able to be read.
Originality and Creativity	Essay was interesting and enjoyable to read. Author displayed knowledge of content and wrote their essay using personal connections, humor, and creativity in their writing.	Essay was enjoyable to read. Author stated general information about the topic.	Essay lacked in interest in reading.
Comments:			

Score: _____/18 points

Langlade County Fairground Facility Usage

If you have not yet scheduled your 2022 4-H event for the Fairground Facilities. Please reach out to the Extension Office. Anything 4-H related to the Fairground Facilities will still go through the 4-H Office. This way we have one point of contact and that your event is insured correctly.

Langlade County Forestry, Parks and Recreation Department is in charge of the Fairground rentals with new policies and procedures.

If you have any questions please feel free to contact the 4-H Office at 715-627-6238.

4-H On The Breakfast Show

4-H Club/Project promotions with Justin Wadsworth Morning Show.

Second Friday of Each Month at 7:30am

March 11—4-H Archery Project

April 8—Horse & Pony Project

May 13— Tree Toppers

June 10-

July 8-

August 12 -

September 9-

October 14-

November 11-

December 9 -

Contact Stephanie at the office to book your spot!

March

- 5—Camp Counselor Training Merrill 9am-3pm
- 8—Horse Project New Tip Sheet Zoom 7pm
- 11—Radio spot—Archery Project
- 13—Daylight Saving Time Begins
- 13—Archery Project Mandatory Meeting 6:30pm J's Archery
- 14—Brain Reframe Zoom 7:15pm
- 15—4-H Booth Antigo Middle School 4-5:30pm
- 17—Leaders Association Meeting 6:30pm 4-H Office
- 17—St. Patrick Day (Wear your 4-H Green)
- 21—UW Extension Office will be closed
- 26—Easter Cake Decorating Workshop 9-11am Peace Lutheran Social Hall

April

- 1—Farm Bureau's Essay Due
- 8—Radio Spot —Horse & Pony Project
- 9—Family Movie Event 1:00pm Palace Theater
- 9—Goat Project Brat Fry 11am-2pm
- 14—Leaders Association Meeting 6:30pm 4-H Office
- 15—**Deadline**—Forecast Articles
- 15—UW Extension Office Closed for Easter Observation
- 17-23 —National Volunteer Week
- 30—Spring Fling Family Event Aniwa Town Hall 10am-3pm

May

- 2—Senior Scholarships Close
- 10—Communication Contest TBD
- 10—Rabbit Project Meeting 6pm
- 21—Archery Project Shoot Out TBD
- 31—Heathy Ways Walk

Just a reminder...

Forecast Deadlines

April 15—May/June Forecast

May 15—July/August Forecast

Clubs are welcome to share events or meetings by these dates.

If you have any questions please contact the office 715-627-6238 or
Loderbauer@wisc.edu

2021-2022 Essay Contest Deadlines

These are postmarked by dates!

April 1- Essays due to county Farm Bureau essay coordinators- find your county essay coordinator at <https://www.wisagclassroom.org/events-activities/essay-contest/>

April 15- County Winners due to District Promotion and Education Chair with a report on how many essays you received!

April 26- District Winners due to Wisconsin Ag in the Classroom from the WFBF Promotion and Education Committee

May 3- State Winner Selection Packet (copies of the nine district winners and ballot) sent to WFBF Promotion and Education Committee

May 10- Ballots must be returned to Wisconsin Ag in the Classroom

May to end of school year- District and State Winner Presentations – likely virtual or via mail



Thank you to our 2021-2022 Essay Contest Sponsors!

We Energies
www.weenergies.com

Jason Kollwelter, We Energies, 1300 Janesville Avenue, Fort Atkinson, WI 53538

Wisconsin Soybean Marketing Board
<https://badgerbean.com/> <https://wisoybean.org/>

Robert Karls, Wisconsin Soybean Marketing Board, 4414 Regent Street, Madison, WI 53705

Wisconsin Corn
<https://wicorn.org/>

**Nicole L. Wagner, Executive Director, Wisconsin Corn, N77 W24707 Century Ct.
Lisbon, WI 53089**

Wisconsin Farm Bureau Foundation
<https://wfbf.com/foundation/>

Wisconsin Farm Bureau Foundation, PO Box 5550, Madison, WI 53705

The Youth Communication Contest Is Back & In-Person in 2022!

Are you interested in showcasing your speaking talents?

The Youth Communication Contest is back and *in-person* this year. Youth will present their entries to a judge, hear feed back, and receive recognition. It's for all youth – invite a friend to participate too.

Sign up & start practicing your speeches, demonstrations, or reading pieces. See back side for categories.

Youth will be assigned a time to present their pieces in front of a judge.


Entries due date extended to: April 21, 2022.

Register Online: <https://bit.ly/3htBjdD>


Presentations will be given on the evening of
May 10, 2022

Event held at the Extension / 4-H Conference Room

The art of communication is



4-H is for YOU!



Chris Clover Shirt Design Contest

We want to share what's important to you with others!

- 1 **Design** a shirt that represents a cause, history, a project, anything important to you.
- 2 **Write** about your shirt and where to learn more.
- 3 **Submit** at cc.wi4h.org or <http://bit.ly/wi4hmovementpic>

Designs will be used to promote 4-H and may be modified/edited

Can you see yourself here?



#opportunity4all

#WI4Hmovement

An EEO/AA employer, University of Wisconsin-Madison Division of Extension provides equal opportunities in employment and programming, including Title VI, Title IX, the Americans with Disabilities Act (ADA) and Section 504 of the Rehabilitation Act requirements

COMMUNICATIONS CONTEST GUIDELINES

Do you like to give speeches, read a book aloud, demonstrate a skill or tell a story?

Then come to the Communications Contest.

Guidelines:

- Individuals, Duos (2 youth), or Small Groups (3-5 youth)
- Follow entry specific guidelines for presentation and time limits
- Presentation May 10, 2022, in-person at the 4-H office. Times will be assigned.
- Video submissions are acceptable, by request only.
- For All Langlade County Youth! 4-Hers may invite a non 4-H friend to participate too.

Communications Categories:

Register Online by April 21, 2022

<https://bit.ly/3htBjdD>

<p>PSA (Public Service Announcement) <i>Individual</i> PSA's are <u>60 seconds in length</u>. All radio PSA's must promote 4-H and be general enough to be used at any time of the year. All 4-H PSA's must include the following tag line within the last ten seconds of the PSA: "Learn more about Langlade County 4-H Youth Development Program at www.langlade.extension.wisc.edu". The tag line is included in the 60 second time limit. Sound effects and public domain music may be used. Copyrighted material may not be used. All PSA's must be audio format and be the original work of the presenter. Contestants may not use PSA's written and provided by the 4-H Program. Radio PSA's will be submitted electronically as a .wav or mp3 or mp4 format along with 1 typed copy of the PSA text. No CDs accepted.</p>	<p>Communication Speech <i>Individual or Duo</i> Would you like to give a speech with the aide of digital media, or other props? Then this new class is for you! All speeches must be original. Include acknowledgement of the source of information used in the speech. May use power point, posters, or other form of prop. Use of visual aids and props are not allowed. Dress appropriately. May wear costumes or special effect clothing. <u>Time Limit: 5 Minutes</u></p>
<p>Traditional Speech <i>Individual</i> All speeches must be original. Include acknowledgement of the source of information used in the speech. May use note cards. Use of visual aids and props are not allowed. Dress appropriately. Do not wear costumes or special effect clothing. <u>Time Limit: 5 minutes</u></p>	<p>Illustrated Presentation <i>Individual/Duo</i> A presentation given by an individual or team of two is a live presentation with a formal talk where youth will use visual aids (such as props, posters, computer-based visuals, handouts, video, etc.) to show and tell others how to do something. Judge may engage in a question and answer session following the presentation. (former demonstration category) <u>Time Limit: 10 minutes</u></p>
<p>Interpretive Reading <i>Individual/ Duo/Small Group</i> Reading of Prose, Reading Poetry, or Story. Read from a script or book, do not use play scripts. <u>Time Limit: 5 minutes</u></p>	<p>Puppetry <i>Individual/ Duo/Small Group</i> Puppetry presentations will provide an opportunity to showcase speaking skill while using a puppet. Participants will speak or sing the actual words through puppets. Youth must supply their own puppets, stage, and/or props. Please provide the judge with a copy of the script. <u>Time Limits: 5-10 Minutes</u></p>
<p>Story Telling <i>Individual</i> Tell an original or non-original story or fairy tale and telling the story without memorizing the exact word or reading. No visual aids or charts allowed. <u>Time Limit: 5 minutes</u></p>	<p>4-H Pledge Recitation <i>Individual for Cloverbuds Only (5K-2nd Grade)</i> Participants will recite the 4-H Pledge with actions. <u>No Time Limit</u></p>

the language of leadership...